



SW

PRACTICALITY FIRST AND FOREMOST





Modern design and three different volumes ensure maximum flexibility

This guarantees excellent chamber volume configurability without affecting the external dimensions of the autoclave. Easy-to-clean surfaces and a user-friendly display provide outstanding daily practicality. This versatile, hygienic design maximises convenience without compromising the effectiveness or quality of sterilisation procedures. The outcome: a perfect balance between functionality and ease of use.



Three volumes, one size

Available sizes: 17, 22 and 28 litres. Three different capacities let you select the machine that best suits your needs. The external dimensions - identical on all three machines - make installation easy, even in a recessed configuration, minimising the space occupied on worktops.



Load versatility

The 17 and 22-litre models are supplied with five trays and can house up to three steel containers. The 28-litre version is supplied with six trays and can house up to four steel containers. Loading is made even more versatile by the optional Modular Tray Holder which maximises configurability.




Design and cleanability

Essential autoclave design combines aesthetics with practicality. Every surface is designed to ensure exceptional cleaning and sanitisation. A key part of this design philosophy, the touchscreen combines hygiene with full functionality. Style and practicality merge to deliver a cutting-edge sterilisation experience.



User-friendly display

The 3.2" touchscreen ensures effective, intuitive control, letting users run the entire sterilisation process with the utmost simplicity. Clear and simple graphics make it easy to use the various functions, smoothing every single step.



Reminders

It's also possible to activate reminders to perform routine tests. The steriliser will notify the operator of the need to perform the required periodic tests: Vacuum Test and Helix/Bowie & Dick tests. Maintenance deadline warnings will also be displayed to maximise device efficiency and operability.



Delayed start and extra drying

The delayed start option lets users program cycle start times, allowing rationalized use of the machine. The extra drying function lets users set customised drying times to cope with difficult loads.

Managing autoclaves,
cycle reports and remote
technical assistance

Advanced process reporting controls with automatic software downloads and full Wi-Fi/Ethernet port connectivity can link the machine to Cloud platforms, allowing remote control of the autoclave. Note also that an external barcode printer can be connected, completing the advanced traceability and connectivity capabilities.



Downloadable cycle reports
Cycle reports are generated at the end of the cycle and automatically saved on the autoclave memory. Up to 10,000 cycles can be saved. These can be downloaded in PDF format using the USB port on the device. The supplied DataSter software allows direct automatic downloading of reports to a network or PC folder.




Cloud Tools
Di.V.A. is an optional Cloud environment for sterilisation devices. Highly useful for saving cycle reports, monitoring the device or accessing video tutorials, manuals and usage statistics. EasyCheck, a Cloud-based remote support platform, ensures efficiency and reliability, shortening intervention times.



Traceability software
MyTrace is an optional traceability software for autoclaves. Installable on the practice PC, it allows users to associate sterilised instrument sets with patients via a barcode. A cycle archive, a patient list and sterile instrument association make MyTrace an irreplaceable tool for completing the traceability process and ensuring legal protection for the dentist.



Printer
To complete the range, an optional external printer for producing reports or barcode labels is available: a useful tool that completes the traceability process and allows pairing of sterilisation cycle and sterile instruments.



A complete array of
accessories to expand the
SW function range

1 EXTERNAL PRINTER

Connected to SW sterilisers, lets you print cycle-related data on thermal paper or on labels in Barcode format.

2 FRONT FILLING KIT

This kit allows the steriliser to be filled frontally via a quick coupling.

3 AUTOMATIC FILLING KIT

Consists of an external pump powered by the steriliser, allows demineralised water to be drawn from an external recipient.

4 EV AUX KIT

This kit allows the steriliser to be interfaced with surgery demineralising systems so the steriliser only draws water from the system as and when necessary.

5 MODULAR TRAY HOLDER

Modular housing system to load the steriliser. Supplied with three pairs of shelves to house trays: lets you make full use of the entire chamber diameter and insert even the bulkiest loads.

6 BARCODE READER

The barcode reader - which can be used on most PCs - lets you complete the traceability process and pair Barcode labels with the patient.

7 PURE 100

This system, equipped with two ion exchange resins, eliminates the ions that contaminate mains water, allowing for the production of high-quality demineralised water. The device is fully controlled by the steriliser.

8 PURE 500

The demineraliser features reverse osmosis technology; this lets users eliminate organic and inorganic substances dissolved in the water to produce water that is ideal for sterilisation purposes. The device is fully controlled by the steriliser.

9 TWIN PURE 500 KIT

Thanks to this Kit, the Pure 500 demineraliser can be used simultaneously on two sterilisers.

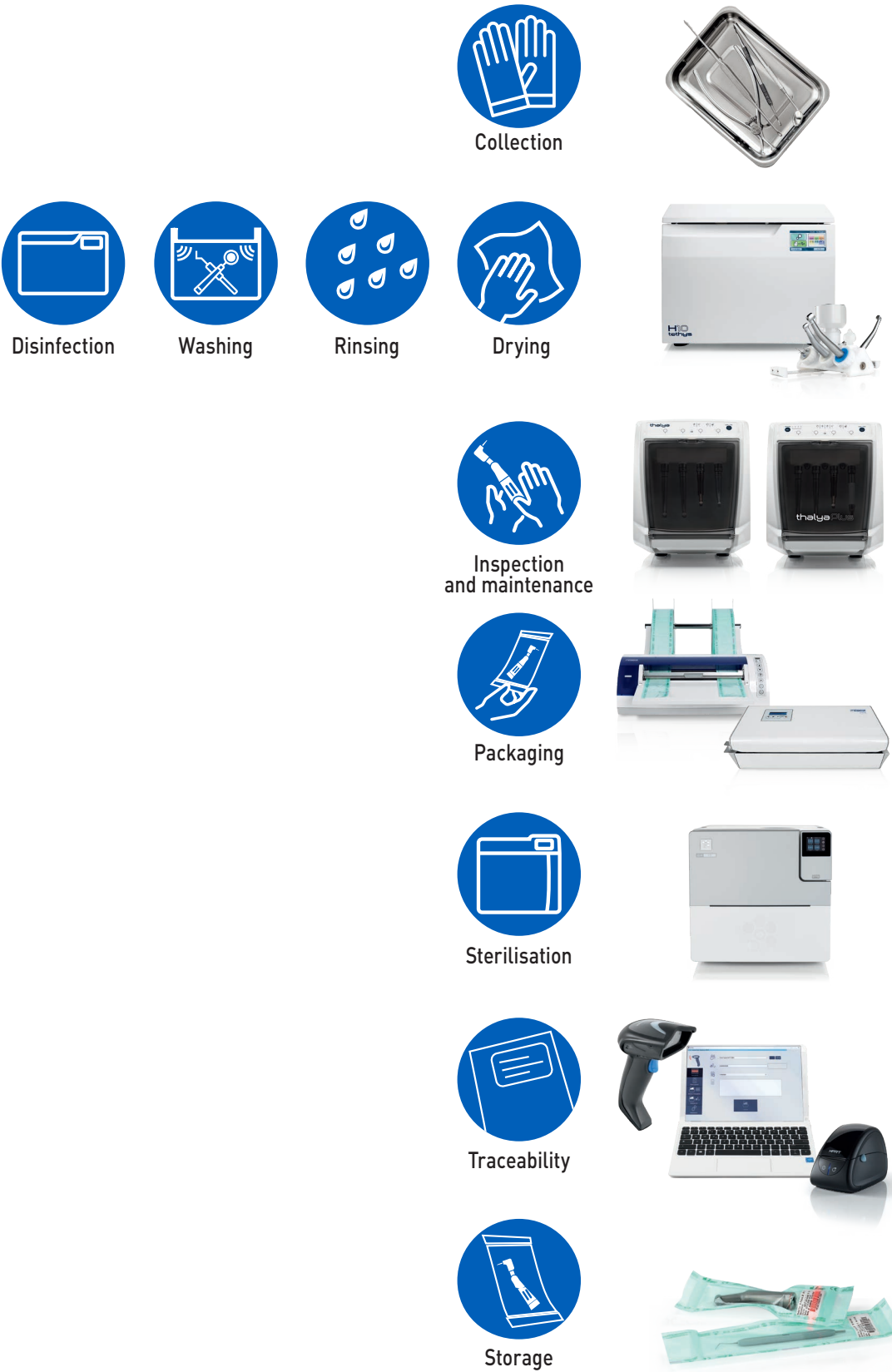


Technical data	SW 17	SW 22	SW 28
Power supply	220/240 V 50Hz 220/230 V 60Hz		
Rated power	2300 W		
External dimensions (L x H x D)	500 x 490 x 600 mm		
Chamber dimensions (Diam. x Depth)	250 x 350 mm	250 x 450 mm	280 x 450 mm
Total weight	46 kg	49 kg	50 kg
Tank capacity	6l		
Autonomy (with water at maximum level)	From 9 to 13 cycles	From 8 to 12 cycles	From 7 to 11 cycles

CYCLE	Cycle type	Sterilisation time	SW 17	SW 22	SW 28
		[min.]	Cycle times including sterilisation times and drying time [min.]*		
134 °C Universal	B	4	42	46	56
121 °C Universal	B	20	58	63	69
134 °C FAST	S	4	22	25	28
134 °C Packed solid instruments	S	4	34	39	45
134 °C Prion	B	18	56	60	70
Xxx °C Custom	S	Users can personalise the cycle with temperatures of 134 °C/121 °C, sterilisation times starting from 4' (134 °C) or 20' (121 °C) and drying times from 5 to 30 min.			
Vacuum Test		TEST	18	18	19
Helix/B&D Test		TEST	20	24	28
Vacuum Test + Helix/B&D Test (run in sequence)		TEST	42	46	51

* Drying varies according to machine model and volume
Note: times do not take the pre-heat time into account (1-20 min.)
Note: the indicated times are based on an average load
Note: times may vary depending on the load and power supply

AUTOMATED STERILISATION PROTOCOL



1 Collection
The sterilisation protocol begins with collecting instruments and materials.

2 Tethys H10 Plus
Designed to give you the best. The best performance in a simple and fast workflow. An innovative thermal disinfectant that replaces the numerous manual tasks typical of the stages preceding sterilisation, thus reducing workloads. Equipped with the optional HMD accessory, Tethys H10 extends the reconditioning process to rotating instruments, resulting in unparalleled performance.

6 Thalya - Thalya Plus
Thalya is the dentist's ally for effective maintenance of rotary instruments. Simple and user-friendly, it allows perfect lubrication and purge maintenance of turbines and handpieces. In the Thalya Plus version, the instruments also undergo a cleaning, disinfection and drying process within a single cycle.

7 Millseal
This thermal sealer range meets every possible need. The EVO version allows the automated creation of pouches. The Rolling version, also available with printer, combines sealing speed with flexible sizing of the packages to be sealed. The Manual version delivers user-friendliness and outstanding reliability.

8 Autoclaves
Stern Weber autoclaves, available in 17, 22 and 28-litre versions, simplify the operator's work by optimising time and costs. Their excellent quality and high-level functions ensure safety, reliability and ease of use.

9 MyTrace
MyTrace is a traceability software that allows users to associate a set of sterilised dental instruments with a patient by reading the barcode or QR code.

10 Storage
If carried out correctly, storage ensures long-lasting instrument sterility.

02/2025 SASWGB1241S00

According to the standards in force, in extra-EU areas the availability and specifications of some products and/or characteristics may vary. Please contact your local distributor for further information.



BU Medical Equipment
Sede Legale ed Amministrativa / Headquarters
CEFLA s.c.
Via Selice Provinciale, 23/a
40026 Imola (BO) - **Italy**
t. +39 0542 653111
f. +39 0542 653344
sternweber.com

Stabilimento / Plant
Via Bicocca, 14/C
40026 Imola (BO) - **Italy**
t. +39 0542 653441
f. +39 0542 653601

