


Due to our policy of constant technological upgrading, the technical specifications may be subject to change without prior notice. According to the standards in force, in non-EU areas the availability and specifications of some products and/or features may vary. Please contact your local distributor for further information.



# S280TRC

CLINICALLY ADVANCED VERSATILITY



STERN WEBER

### ULTRA-HIGH TECH

New technologies incorporated on the S280TRC provide dentists with immediate control of the integrated systems. The new multitouch control panel interface, voice controls and the interactive LED Pack give dentists full control of the dental unit and all its cutting-edge functions.

### DESIGNED AROUND YOUR CLINICAL NEEDS

For dentists who prefer a made-to-measure configuration, the S280TRC delivers innovative functions, integrated hygiene systems, cutting-edge instruments for every specialisation and exclusive ergonomic solutions that offer unprecedented working comfort.

### INTEGRATED MULTIMEDIA SYSTEMS

Integration of latest-generation X-ray diagnostic devices and multimedia image-based communication systems make the S280TRC a complete workstation that delivers the excellence dentistry demands.

YOUR TALENT INSPIRES US













**A patient chair designed  
for patient comfort and the  
convenience of the dental  
team**

Exceptional access to the operating zone as the compact patient chair has no on-floor footprint. Maximum comfort for the patient, who receives a flawless welcome. Hard-wearing upholstery, a lift capacity of up to 190 kg and a safe, reliable motor system.

An optional sensor located between backrest and seat detects the presence of the patient for the purpose of statistics, processed by the Di.V.A. virtual assistant. Where the patient sensor is present, the LED light ring provides info relating to the patient's entry/exit. Additionally, the sensor contributes to

sustainability by automatically setting the device to stand-by a set time after the patient leaves and by activating the automatic operating light switch-on/switch-off mechanism.



**Memory Foam**  
Exceptional comfort and proper anatomical support thanks to special upholstery options.



**Standard Backrest**  
Shaped so that dental staff can move closer to the patient during treatment. Suitable for adults, children and all types of treatment.



**Nordic backrest**  
Ensures lasting comfort during longer treatment sessions and is shaped to aid dentists working in 'indirect vision' mode.



**Attaxis**  
The headrest that faithfully follows the patient's anatomy. Ultra-simple fingertip release of the pneumatic lock allows orbital movement to achieve perfect positioning, vertical adjustment included.





### Exclusive movements ensure unique practicality

Available as an optional, the innovative horizontal Sliding function of the patient chair adds operating space for dentists working in the 12 o'clock position. Synchronised with backrest movement, the horizontal sliding movement minimises any compression or stretching of the patient's back, making a visit to the dentist much more relaxing. This synchronised movement allows adjustment of the backrest tilt while keeping the oral cavity under the operating light beam. It also makes use of the microscope easier. Further comfort stems from the fluid,

silent, vibration-free movements delivered by Soft Motion technology. As an alternative to this technology, Slow Mode allows for ultra-fine adjustments to chair movement. Almost imperceptible, these adjustments make work easier during implantology sessions or while using the microscope.



**Multi-function foot control**  
Cutting-edge device with ergonomic lateral-slide control that lets dentists activate Chip Air and Chip Water functions on the instrument in use, invert micromotor rotation (when extracted), control patient chair movement and recall saved positions. Also available in a wireless version.



**Pressure-operated foot control**  
Offering the same performance as the multi-function foot control, this unit offers different ergonomics for those who prefer a pressure-operated approach. Both devices have peristaltic pump on/off controls in surgery mode. Also available in a wireless version.



**Power Pedal**  
This third foot control model offers different design and ergonomics. It provides the same functions as the more classic models. Also available in a wireless version.





### Voice controls

To make interaction between staff and instruments even more agile, the virtual voice assistance system offers numerous workflow improvement opportunities. For example, assistants/dentists can manage the operating light via voice control. These let users switch on, switch off or select "composite" mode. Speeds up tasks and enhances hygiene as there is no physical contact with the light.

Before managing a device with voice control, the system must be activated via the foot control on the base of the dental unit.



### Interactive LED Pack

Optional application that makes dental unit design more appealing and provides user-friendly info on the status of the various integrated functions via LEDs. There are several warnings/indicators: their colour provides dentists with a range of useful information, from scaler mode to hygiene cycle progress on the dental unit. During root canal treatment with the apex locator on, the LED ring changes colour, passing from green to yellow to red according to the distance from the apex (this mirrors the on-panel bar colours).

After starting the stopwatch, the LED ring is gradually turned off, flashing briefly when the timer expires.





### Advanced interface and a digital virtual assistant; a state-of-the-art system to strengthen clinical excellence

#### Multitouch display

The interface provides users with a clear, comprehensive array of information and plenty of scope for customization. New graphics improve the user experience and streamline interaction thanks to simple smartphone-like controls. Designed for clinical environments, it is resistant to impact and water and can be positioned to suit your needs.

The control panel allows dental unit functions to be upgraded with ease as necessary. The control panel can also be used to customise the LED ring colour and the related activation areas.

The large 7" touch screen ensures excellent visibility from any angle and HD resolution. The optional Multimedia version displays images and videos. As-standard on the Clinic version, the control panel shows data relative to conservative, endodontic and implant treatments and lets users control patient chair movement and manage the integrated hygiene devices. Designed for clinical environments, it is resistant to impact, water and contaminants from the oral cavity.

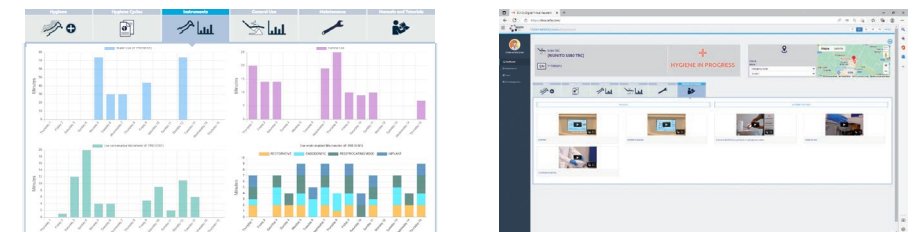


To keep pace with technological developments, the Stern Weber product range features Internet connectivity. This latest innovation provides access to optional digital services that improve dental surgery efficiency.

#### Di.V.A. (Digital Virtual Assistant)

With Di.V.A., a user-friendly dashboard lets dentists or surgery owners monitor dental unit use, instrumentation and the disinfection cycles performed. Data can be obtained quickly and easily as it's managed on a web portal, accessible from any browser.

Where a patient sensor is present, users can accurately quantify effective use of the patient chair. What's more, Di.V.A. gives direct access to video tutorials and the user manual for the model in question.



### easycheck

When linked to the web via EasyCheck, the dental unit can rely on real-time remote diagnosis and technical support: this valuable tool helps technicians speed up assistance and manage it more effectively.

#### Wearable technologies and voice-activated controls

Instant NFC connectivity to access custom settings. Just bring the silicone bracelet (which can be sanitised) close to the dentist's module to activate the previously saved work settings (i.e. parameters for instruments, patient chair, operating light, plus interface preferences). Voice control is also an option: this function recognises voice commands for the micromotor, scaler, operating light, patient chair positions, timers and user profile changeovers. Makes it easier to perform tasks when no assistant is available.



#### USB connection

Where the integrated multimedia system is present, dentists can use the USB port - available on Full Touch Multimedia - to upload/download diagnostic images.



#### Multi-profile management

Dentists working on the S280TRC can customise all operating parameters according to clinical requirements and save them directly on the control panel or on a USB drive. Alternatively, users can opt for NFC connectivity.



#### NFC connectivity

This uses a chip integrated in the dentist's module and an IP68-class bracelet. There are up to 20 memory slots, each containing a full set of work settings. An efficient, innovative solution for multi-operator clinics.



New instruments for  
perfect conservative work

In addition to a broad selection of turbines, contra-angles and ultrasonic scalers, the new brushless micromotors feature innovative technology known as FIT (Fluorescence-aided Identification Technique). This highlights the presence

of composite materials thanks to the fluorescence emitted by a special LED integrated in the instrument. Moreover, thanks to its broad emission spectrum, the new curing light is optimized for latest-generation composite materials.



**SC Scalers**  
Ultrasound scalers suitable for supragingival prophylaxis and periodontal tasks. Also suitable for the preparation of small cavities and usable in endodontic root canal cleaning techniques.  
The LED ring indicates the current scaler mode: PARO – green; ENDO – orange; NORMAL – blue.



**FLUO micromotors (i-XS4 and i-XR3L)**  
Even lighter and quieter, these micromotors are now available with FIT technology to detect composite materials. They allow faster, more precise removal of old composite in teeth that need to be retreated. With orthodontic or aesthetic treatments, bracket removal is simple, safe and effective.



**Turbines and contra-angles**  
Six silent yet powerful models of highly advanced turbine, plus a broad range of ergonomic contra-angles that meet all clinical needs, from conservative dentistry to implant surgery and endodontics. With the instrument (turbine, micromotor) extracted, the LED ring shows the activated spray mode.



**T-LED**  
T-LED has an emission spectrum for activation of the latest-generation composites. It features a swivel grip and a user-friendly interface. The bracket programme – one of the seven available – consists of 5 brief rapid-succession emissions.

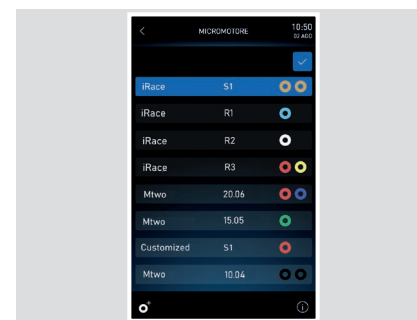






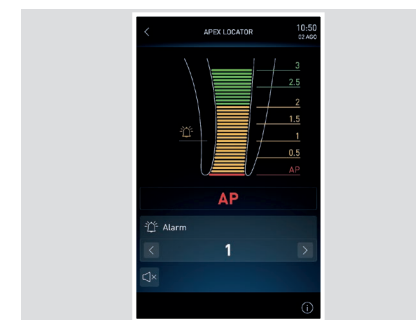
### Instruments, functions and integrated devices for implantology and endodontics

The dental unit incorporates all the elements needed to perform specialist treatment. With the i-XS4 micromotor, dentists can switch from conservative mode to ENDO or IMPLANT mode at any time. User-friendly controls, personalised parameters for one or more dentists, data displayed on the control panel. The Full Touch panel, in both the Clinic and Multimedia versions, becomes a dedicated interface for the specialist treatment in progress. Both modes provide useful support during treatment, saving time and speeding up workflows. The endodontic file brand names are not owned by Cefla or any of its subsidiaries.



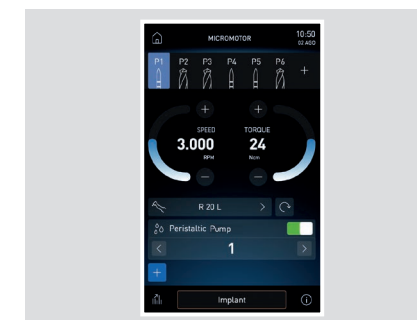
#### Endodontics

With access to a pre-loaded library, dentists can operate with both traditional instruments and reciprocating instruments (optional mode). With the dedicated contra-angle, the apex locator allows the apex distance to be displayed on the display.



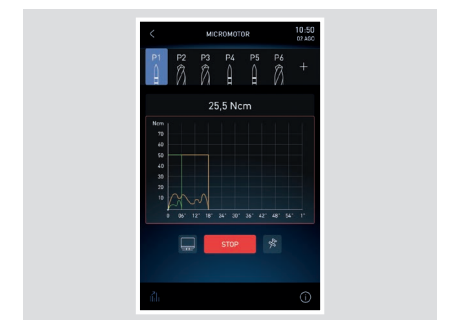
#### Apex locator

During root canal treatment, the display shows the distance from the apex. The LED ring changes colour, passing from green to yellow to red, mirroring the on-panel bar colours. Warning buzzers sound when the apex is near. On reaching the apex, micromotor rotation stops.



#### Implantology

Implantologists can integrate several systems, peristaltic pump included. These can be controlled via the panel or dental unit foot control, eliminating the need for space-consuming stand-alone devices. Dentists can easily set and save clinical parameters for each stage of implant site preparation and implant placement.



#### Torque curves

An optional torque curve recording function is available during treatment. In addition to monitoring the torque delivered by the micromotor, information on the entire curve constitutes a useful clinical tool for subsequent treatment on adjacent or contralateral teeth. The implant tightening torque completes the available data.



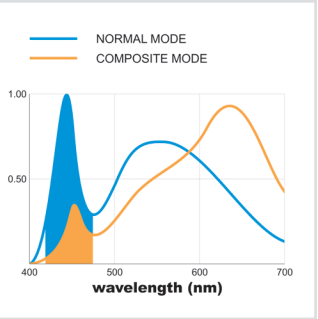


A latest-generation light for every clinical need

The Venus LED MCT lamp rotates on three axes to ensure perfect lighting of the operating field whatever the task or position. Featuring exceptional brightness, it can be set to specific values to match clinical needs. The No Touch sensor can switch the lamp on/off and adjust light intensity up to 50,000 Lux. The hermetically sealed front screen is easy to clean, and the handles can be removed and sterilised in an autoclave. The Venus LED MCT View combines a 4K camera with PC software to capture ultra-high-definition images and videos. The Full Touch control panel and multimedia system let users operate the various functions (recording, zoom, image capture and Smart Focus) via user-friendly icons or optional voice-activated controls. The Smart Focus system features liquid lenses, ensuring fast, optimal digital focusing. In addition to smoothing practitioner-patient communication, the camera is also, thanks to recordings and multimedia streaming, a useful aid for clinical training, treatment documentation and academic disclosure.



**Targeted lighting, advanced versatility**  
Venus LED MCT has a specific setting for every need. There are three different settings, optimised for different circumstances: a 4300K warm light for surgical treatment, a 5000K neutral light for conservative dentistry and a 5500K cool light for realistic colour capture.



**Composite mode**  
Working in "composite" mode ensures good visibility within the operating area without affecting composite curing. The 430-480 nm wavelength range is filtered, slowing down the activity of the camphorquinone to provide more time for modelling the materials.





Exceptional manoeuvrability  
to suit all operating styles

The new Continental module offers less bulk, compact geometries and new arms. All operating positions can be reached effortlessly. Thanks to the pneumatic-release brake for the arm system, activated via the sensor on the handle, setting the working height couldn't be easier. Instrument lever height has been reduced to minimise interference with the light in the work zone. Streamlined and light, the dentist's module never interferes with the operating light during treatment. Extensive arm system rotation allows it to reach the transthoracic position.

S280TRC Hybrid

The Hybrid model increases the ergonomic versatility of integrated treatment centres. The dentist's module arm can be positioned anywhere in the treatment zone and the assistant's module can be shifted from right to left thanks to the articulated arm. The height-adjustable arm also features the Suction Stop function: this can be activated, with the cannula extracted, by pressing the foot control on the fulcrum.



**Assistant's module**  
Module with touch screen featuring an extensive vertical excursion. The double articulated arm allows suitable positioning for every clinical situation. Available with 3 or 5 holders.



**Compact tray**  
The stainless steel tray is conveniently housed under the module. Position-adjustable, it can easily be used by either dentist or assistant. A compact tray of minimum size and bulk is available as an alternative.




**SideFlex instrument levers**  
Users can opt for removable levers equipped with swing joints that also allow lateral movement. The instrument levers do not cause wrist fatigue and are self-balancing. Moreover, the instrument tubing ensures extensive excursion.





A module that meets the ergonomic needs of those who work with hanging-tube instruments

Thanks to the outstanding design and mobility of the arm unit, dentists can position the module according to their clinical needs and reach every operating position. Ergonomically arrayed holders ensure instruments can be gripped with ease. The large display includes controls for patient chair movement, instruments and integrated systems.



**Tray holder**  
Large transthoracic tray holder mounted on the International module. The tray holder can be positioned as desired for greater comfort.



**Sixth instrument**  
The international dentist's module can be completed with an optional sixth instrument: camera or T-LED light.



**X-ray viewer**  
The optional backlit X-ray viewer can be used to display all X-ray images, including panoramic ones.





Everything needed for on-machine X-ray diagnostics

The system features advanced technology, including the X-ray unit with digital wireless handheld controller, an LED monitor with optional touch-screen function and a latest-generation digital sensor. The X-ray image can be shown in mere seconds on both the 22" monitor and the 7" display on the Full Touch control panel (Multimedia version). All this means greater diagnostic capacity and shorter treatment times.



**Zen-X X-ray sensor**  
Extractable sensor with USB lead located on the dentist's module, can capture high-resolution images with minimal radiation dosage. Able to be sanitised, the sensor comes in two different sizes and is IP67 certified against water and dust infiltration.



**RXDC - HyperSphere technology**  
Incorporated on the dental unit, the X-ray unit and handheld control unit require no additional installation points. Thanks to a combination of 30 cm collimation and a 0.4 mm focal spot, parallelism is excellent and images are pin sharp. Locked and unlocked by touch-sensitive pads, the tube head rotates freely around the spherical joint.





Sharing boosts patient  
confidence

The latest-generation HD dental camera and Full HD 16: 9 medical monitor with a tiltable flat screen are available to the dentist in an integrated multimedia system, as a powerful patient motivation tool. The dental camera, thanks to the slender handpiece design, can reach distal zones with ease. Excellent depth of field eliminates any need for manual focusing.



**Full Touch Multimedia**  
The Full Touch Multimedia panel lets users display X-rays, images and videos. Touchscreen functionality lets dentists scroll through files and enlarge images via the 7" display



**C-U2 HD camera**  
Streams HD images directly to the Full Touch control panel and the integrated monitor. Speeds up diagnostics and generates material for documenting the treatment and completing clinical reports.



**22" LED Monitor**  
The Full HD monitor is also available in a multitouch version that allows the screen to be positioned as desired.





Scientifically certified  
hygiene systems ensure  
complete confidence for  
both dentist and patient.

A wide range of hygiene devices can be managed with ease through the Full Touch control panel. Dentists can configure their own dental unit in accordance with specific needs. The user-friendly interface helps users manage maintenance and daily disinfection of the water circuits, while protecting the operating unit against pathogens.

Unit body design provides for insertion of instruments in integrated holders. This reduces the time needed to start the selected cycle (BIOSTER and/or I.W.F.C.) and eliminates the need for other accessories. Furthermore, the disinfectant tank can easily be top-loaded without having to open the hatch or access the dental unit interior.

Hygiene cycle stages (start, contact pause and end of cycle) are immediately highlighted by LED colour changes.



**The efficiency of combined systems**  
Tests performed by the **Sapienza University of Rome** and the Department of Public Health and Paediatrics of the University of Turin have shown that combining execution of a daily **BIOSTER** intensive disinfection cycle with use of the **W.H.E** system results in the complete absence of bacterial load in the cooling liquids delivered by the instruments.



**I.W.F.C.**  
Activated via the control panel, the device ensures tubing is kept clean after the machine has been idle for some time. Included in the BIOSTER system or available separately.



**A.C.V.S.**  
Automatic system that carries out suction system sanitisation cycles between one patient and another. Practical and fast.



**W.H.E.**  
Continuous **Peroxy Ag+** (H<sub>2</sub>O<sub>2</sub>) based disinfection system and air gap separation device between mains water and dental unit circuits. Acts against all water-borne contaminants, including Legionella.



**SANASPRAY**  
Tank with distilled water as an alternative to mains water.



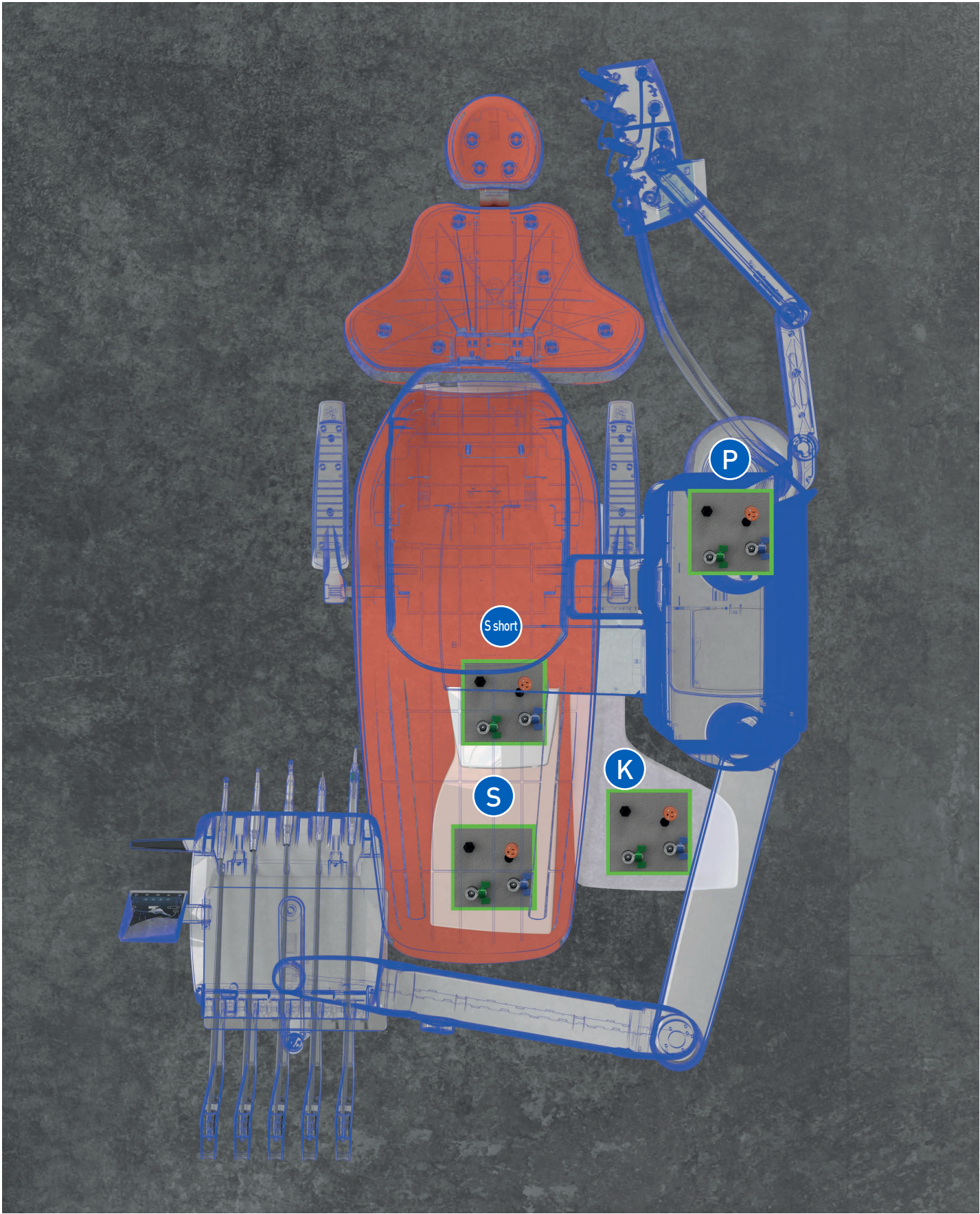
Flexible dental practice  
layouts

Thanks to the multi-connection concept, it's possible to maintain the previous dental practice layout even when an existing dental unit is being replaced. When installing the new unit, the already-present floor-mounted connections will be suitable as the Stern Weber model allows for their connection without any need for construction work. Utilities are always covered stylishly and efficiently, thus minimising any structural intervention in the practice.

Available configurations

To optimize the layout of the practice and streamline installation, you can select one of the illustrated configurations.

- P** – connections are located under the rear of the unit body
- K** – connections are located under the front of the unit body
- S / S short** – the connections are located under the patient chair leg rest



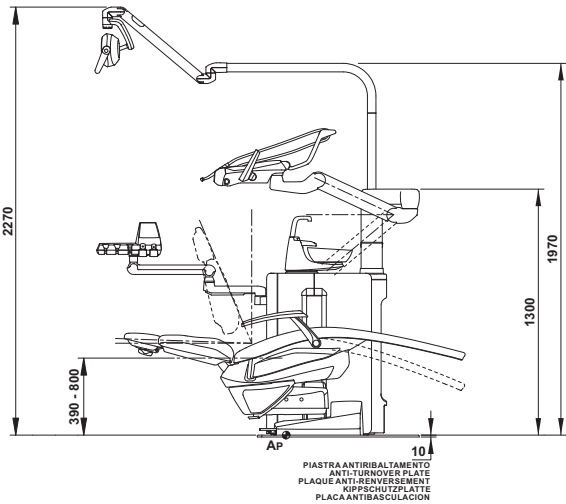
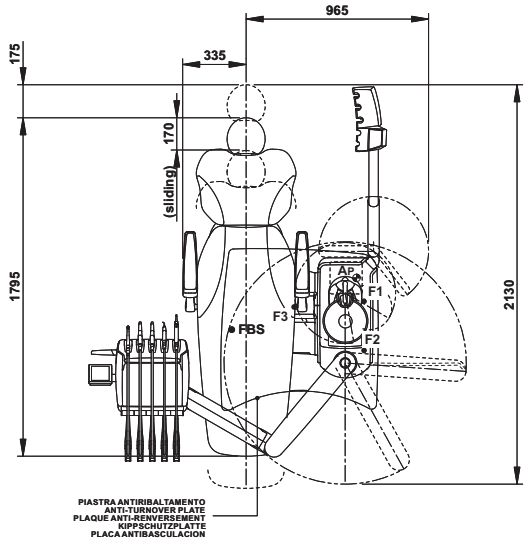


S280TRC	CONTINENTAL	INTERNATIONAL
HYGIENE SYSTEMS		
BIOSTER	*	*
A.C.V.S.	*	*
SANASPRAY	*	*
W.H.E.	*	*
I.W.F.C.	*	*
DENTIST'S MODULE		
LEFT SIDE PACK	*	-
Voice controls	*	*
Clinic 7" Full Touch display	●	●
Multimedia 7" Full Touch display	*	*
i-XR3 Micromotor with fibre optics (100 – 40,000 rpm, 3.3 Ncm)	●	●
i-XS4 Micromotor with fibre optics (100 – 40,000 rpm, 5.3 Ncm)	*	*
i-XR3 L FLUO micromotor	*	*
i-XS4 FLUO micromotor	*	*
Scaler (with or without optical fibre.)	*	*
6-way syringe	●	●
Sixth instrument	*	*
Integrated X-ray sensor	*	*
Reciprocating mode module	*	*
Integrated Apex Locator	*	*
Peristaltic pump kit	*	*
“Torque Curve” implant function	*	*
NFC System	*	*
UNIT BODY		
Interactive LED Pack	*	*
Glass cuspidor bowl	●	●
Ceramic cuspidor bowl	*	*
Cuspidor bowl drive system	*	*
Cup fill sensor	*	*
Water-to-cup heater	●	●
Spray heating	*	*
Independent cannulae selection	●	●
Assistant's tray holder	*	*
Assistant's module with 3 holders	●	●
Assistant's module with 5 holders	*	*
Venus LED MCT lamp	●	●
Venus LED MCT lamp View	*	*
PATIENT CHAIR		
SOFT-MOTION movements and Sliding function	*	*
Atlaxis headrest	*	*
Adjustable right armrest	*	*
Left armrest	●	●
Patient presence sensor	*	*
Multi-function foot control	●	●
Pressure-operated foot control	*	*
Power Pedal foot control	*	*
Wireless multi-function foot control	*	*
Wireless pressure-operated foot control	*	*
Power Pedal foot control - wireless	*	*

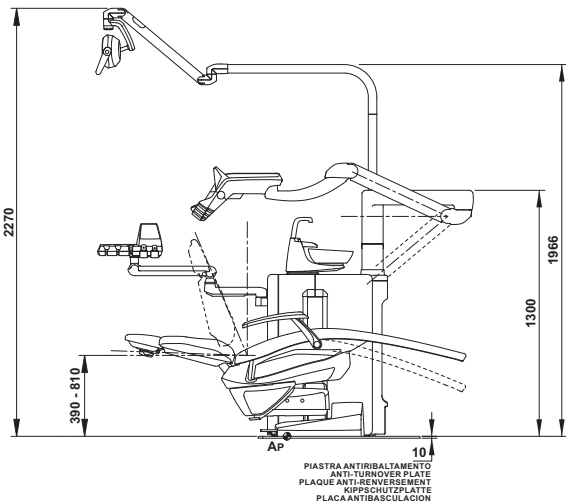
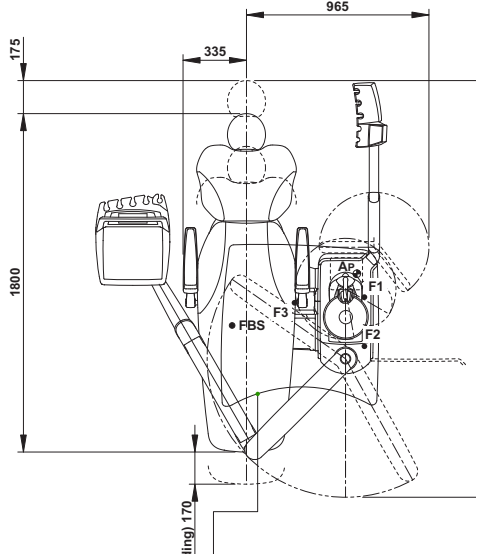
● as standard      \* optional      – not available



CONTINENTAL



INTERNATIONAL



The measurements shown in the drawings are in mm.



STANDARD	102 Atlantic Blue	115 Scottish Salmon	142 Anatolian Hazelnut	MEMORY FOAM	198 Atlantic Blue	195 Scottish Salmon	172 Anatolian Hazelnut
	106 Mediterranean Blue	103 Nevada Yellow	141 Papyrus Beige		196 Mediterranean Blue	182 Nevada Yellow	171 Papyrus Beige
	113 Pacific Blue	123 Polynesian Green	143 Arabian Gold		183 Pacific Blue	193 Polynesian Green	173 Arabian Gold
	136 Indian Blue	101 Caribbean Green	140 Brazilian Brown		186 Indian Blue	197 Caribbean Green	170 Brazilian Brown
	132 Blueberry Violet	137 Bright Silver	144 Ruby Red		192 Blueberry Violet	187 Bright Silver	174 Ruby Red
	134 Japanese Wisteria	121 Anthracite Grey			184 Japanese Wisteria	199 Anthracite Grey	
	135 Venetian Red	130 Graphite Black			194 Venetian Red	180 Graphite Black	