


NewTom RXDC VET Wireless TRUE.VISION

POSITIONING FREEDOM AND HIGH-DEFINITION INTRAORAL IMAGING



Cone Beam 3D Imaging
NewTom VET 
what's next

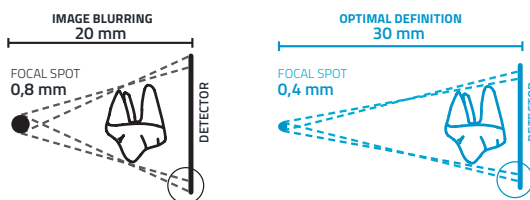


FAST INSTALLATION AND WIRELESS CONTROL

The efficiency of wireless technology with maximum simplicity of use. The wireless controller frees users from the limits posed by on-machine control panels or wall-mounted controls. It is equipped with a button for ultra-fast shooting (fraction of a second) and two simple settings which make it easy to select the most suitable X-ray acquisition programme.

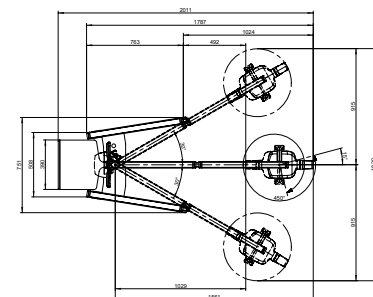
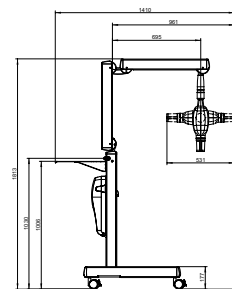
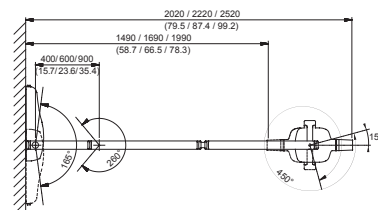
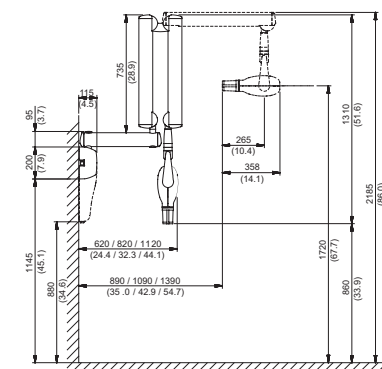
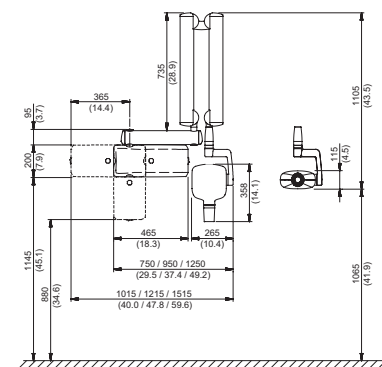
HIGHER PERFORMANCE AND MAXIMUM ERGONOMICS

Thanks to the protractor with graduated scale, arm and tube head positioning is stable, effective and just right for the task. Featuring an integrated self-balancing device, allowing them to be pointed in 6 directions, the arms are available in the following lengths: 40, 60 and 90 cm, making installation as simple as possible.



Increased X-ray parallelism and an incorporated collimator allow the RX DC VET to achieve a source-to-skin distance of 30 cm. The RX DC VET provides pin-sharp, precise images with outstanding detail.

SIMPLE INSTALLATION, VERSATILITY, RELIABILITY



RX DC VET X-ray unit

Generator	Constant potential, microprocessor-controlled
Working frequency	145 ÷ 230 KHz with self-adjustment (typically 175 KHz)
Focal spot	0.4 mm (IEC 336)
Total filtration	2 mm @ 60 kV / 2 mm @ 65 kV / 2 mm @ 70 kV (*)
Anode current	4 / 8 mA
Voltage at X-ray tube	60 / 65 / 70 kV (*)
Exposure times	0.020 – 1.000 seconds, R'10 and R'20 scale
Source-skin distance	20 and 30 cm
Irradiated field	Ø 60 mm and Ø 55 mm (with round cone)
Additional collimators (optional)	35 x 45 mm (with rectangular cone for size 2 sensors) 31 x 41 mm and 22 x 35 mm, for size 1 and size 0 sensors
Power supply	50/60 Hz, 115-120Vac ±10% or 230-240Vac ±10%
Duty Cycle	Continuous operation with self-adjustment up to 1s/90s total
Arms (for Standard version only)	Available in 3 lengths: 40 cm – 60 cm – 90 cm
Max. arm extension	230 cm, from wall
Versions	Standard (wall mounted) or Mobile (on portable cart)



(*) values depend on the country where the product is marketed

BU Medical Equipment

Sede legale ed amministrativa
 Headquarters

CEFLA s.c.
 Via Selice Provinciale 23/a ■ 40026 Imola ■ Italy
 t. +39 045 8202727 ■ 045 583500
 info@newtom.it

Stabilimento
 Plant

Via Bicocca, 14/c
 40026 Imola ■ Bo (Italy)
 tel. +39 0542 653441
 fax +39 0542 653601

newtom.it

