

PUMA ELI R

UNMISTAKEABLE DESIGN
AND AUTHENTIC VERSATILITY



CASTELLINI.COM



CASTELLINI
PASSION FOR DENTISTRY

CEU061251S00

Due to our policy of constant technological upgrading, the technical specifications may be subject to change without prior notice.
According to the standards in force, in non-EU areas the availability and specifications of some products and/or features may vary. Please contact your local distributor for further information.

03/2025



**BU Medical Equipment
Sede Legale Ed Amministrativa
Headquarters**

CEFLA s.c. - Via Selice Provinciale, 23/a - 40026 Imola (BO) - Italy
Tel. +39 0542 653111
Fax +39 0542 653344

**Stabilimento
Plant**

CEFLA s.c. - Via Bicocca, 14/C - 40026 Imola (BO) - Italy
Tel. +39 0542 653441
Fax +39 0542 653601

CASTELLINI.COM

ESSENTIAL STYLE

The essential nature of Puma ELI R lets dentists perform their everyday work with calm and ease. Extremely manageable, compact and packed with ergonomic features that streamline work, Puma ELI R is also the right solution for those seeking reliability and intrinsic quality.

Streamlined essentiality.



BALANCED DESIGN

Fluid movements and outstanding ergonomics to meet the needs of dentists who work with hanging tubes. The CP model is compact and features a dentist's module that can be positioned anywhere around the patient to make treatment easier whatever the clinical circumstances.

The pleasure of balance.



PRACTICAL VERSATILITY



Maximum operating freedom in the surgery demands a flexible solution that lets dentists work comfortably in any situation. With the Cart or Single Cart model, the dentist is free to select the most comfortable position and enjoy the absolute practicality of an independent solution.

The benefit of versatility.



Single Cart

TAILOR-MADE FOR ORTHODONTISTS

Designed for orthodontists, Puma ELI R ORTHO benefits from a design that meets the dentist's specific needs during orthodontic treatment. The optional tray holder can reach the operating area with ease thanks to the mobility and extension of the arms. The assistant's side is ready for 1 or 2 dynamic instruments, controlled via a convenient display.
Set up for orthodontics.



Module with dynamic instruments.




Large tray holder



COMPACT DESIGN SUITABLE FOR ANY SURGERY

Extremely compact, Puma ELI R is also suitable for surgeries requiring equipment that is as small as possible. Perfect also for narrow surgeries, the dental unit has been designed to ensure excellent mobility of the various elements. This means the dentist always works with the instrument module in the position best suited for the treatment in progress.



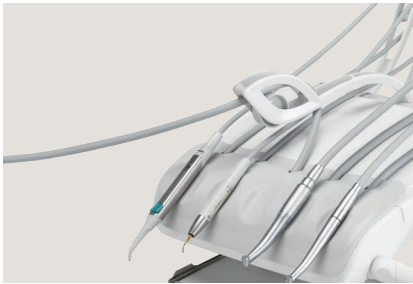
DENTIST'S MODULE

Light and manageable, the dentist's module for over the patient delivery instruments can be positioned effortlessly, accompanying the dentist's every move.

Pressing the on-handle button (optional) lets the dentist quickly adjust the height of the instruments to work in complete comfort.



TRAY HOLDER
The stainless-steel tray holder table can rotate to be placed within easy reach of medical staff. It can be easily removed from the swivel support for sanitisation purposes. A compact tray of minimum size and bulk is available as an alternative.




BALANCED INSTRUMENTS
The instruments are self-balanced to avoid any traction on the dentist's wrist, while the tubes feature increased extension capacity to minimise unnecessary movements in the operating field. Moreover, instrument lever length is limited to avoid any interference with the operating light. Optional end-of-stroke lever lock system available.



SIXTH INSTRUMENT
To the side of the module the dentist can add the intraoral camera or curing light.

SMOOTHER WORKFLOW THROUGH IMPROVED MOBILITY

The CP model with dentist's module for hanging tube instruments can reach any working position with ease thanks to the extremely agile arm system. The dentist can also work in indirect vision mode, with or without an assistant.




DENTIST'S MODULE

The layout has specifically been designed to facilitate pick-up; for example, instruments are placed in holders with tilt angles that vary from the central holders to the outer ones.

Designed to facilitate instrument re-positioning, the holder always ensures maximum stability.

Featuring a wraparound shape and ergonomic design, the handpiece holder smooths the dentist's workflow.



TRANSTHORACIC TRAY HOLDER

The transthoracic tray holder features a broad support surface that does not interfere with the patient. It can be positioned and moved horizontally.



SIXTH INSTRUMENT

The sixth instrument can be integrated on the side of the module. The dentist can choose between the intraoral camera and the curing light.

AN ADVANCED, CUSTOMISED ASSISTANT'S SIDE

With Puma ELI R, Castellini makes the most of the assistant's role and provides an array of solutions to suit every preference. The arm that allows positioning of the assistant's module may be of the single- or double-articulated type: the latter increases the reach towards the patient or the unit body.



ASSISTANT'S MODULE

The assistant can manage a wide range of functions via the on-module control panel. This lets dentists focus their attention on actual treatment. In addition to patient chair movement controls, there are also controls for the lighting, cuspidor bowl and Autosteril system.

The assistant's module can be equipped with an optional stainless steel tray holder.



POSITION-ADJUSTABLE CUSPIDOR BOWL

Cup filling is completely automated via an optical sensor, giving the patient greater autonomy. Made of ceramic, the cuspidor bowl is position-adjustable to provide maximum rinsing comfort.



ASSISTANT'S MODULE

The assistant's module can be adapted to clinical situations in which treatment is performed by dentists working alone or with an assistant. It is available with 4 or 5 holders. In addition to syringe and suction cannulae, it is also possible to add a camera and a curing light or a dynamic instrument. An optional position-adjustable tray holder is also available.

INSTRUMENTS UNDER CONTROL



TOUCHSCREEN CONTROL PANEL
Puma ELI R is equipped with a new instrument control panel with glass touchscreen display and integrated X-ray viewer. An alphanumeric display allows for smooth conservative dentistry function control, provides essential data and allows operating parameters to be set directly. The "clean" button temporarily disables the touchscreen to allow sanitisation.



To optimise chair-side workflows it is important to be able to rely not just on perfectly integrated instruments but also on direct control via a user-friendly instrument control panel. Being able to monitor and set operating parameters via the touchscreen also makes treatment flows more efficient.



HANDY POWER MICROMOTOR
Handy Power is an extremely lightweight, compact brushless micromotor, available with or without LED lighting. Ideal for prosthetic and conservative treatment, especially the FLUO version which incorporates the brand new FIT technology (Fluorescence-aided Identification Technique) that can identify the presence of composite materials with a special UV LED light. Fluorescence-aided identification speeds up the removal of composite materials, which are more and more widely used and increasingly difficult to detect if properly applied.

- Speed from 100 to 40,000 rpm with 1:1 ratio
- Maximum torque up to 3.3 Ncm
- Possibility of pre-setting maximum speed



T-LED
T-Led has an emission spectrum for activation of the latest-generation composites. It features a swivel grip and a user-friendly interface. The bracket programme - one of the seven available - consists of 5 brief rapid-succession emissions.



PIEZOLIGHT 6 / PIEZOSTERIL 6
Available with and without fibre optic for LED lighting, these versatile and multifunctional ultrasound handpieces are suitable for prophylaxis, endodontics and periodontal procedures.



SILENT POWER TURBINES AND GOLDSPEED CONTRA-ANGLES
Castellini offers a complete set of turbines and contra-angles suitable for all fields of dentistry.

COMFORT ABOVE ALL ELSE

Successful treatment depends on ensuring comfort for patient and medical staff alike. Patients who feel at ease will be more collaborative. That's why Castellini has perfected working ergonomics by designing a patient chair that ensures operating convenience for the dentist and comfort for the patient. An optional sensor detects patient presence and transmits the statistical data to the Di.V.A. virtual assistant (if present) to monitor effective use of the dental unit over the period in question.



THE CENTRE OF WELLBEING

Castellini has designed a system to give dentists greater freedom of choice in terms of where to position the dental unit inside the surgery to match the existing connections. Depending on the floor outlets and their position, the dental unit can be installed using the connection located directly under the leg rest or the one under the front part of the unit body.

Type-approved to lift up to 190 kg, the patient chair accompanies the patient gently, minimising compression in the lumbar area. With extremely fluid starts and stops, chair movements remain reassuring at all times.

Thanks to the sensor, users can apply settings that leave the dental unit on stand-by after the patient leaves, thus reducing energy consumption. The chair also includes a convenient automatism that switches the operating light on/off as a function of patient presence.



PNEUMATIC HEADREST

Available as an optional, the exclusive pneumatic orbital headrest pivots on three axes and allows for quick, precise assisted positioning. Movement is activated by the button on the lower side of the headrest.



STANDARD HEADREST

The easy-to-adjust headrest can be adapted to patients of different heights.



MEMORY FOAM UPHOLSTERY

Available as an optional feature, the Memory Foam upholstery adapts to patients of any build, ensuring proper anatomical support and maximum comfort at all times.



FOOTREST

Available as an optional, the extension-adjustable footrest allows for easy, thorough disinfection.



LATERAL SLIDE FOOT CONTROL

Can activate Chip Air and Chip Water on the instrument in use and control patient chair movement. Wired and wireless versions available.



PRESSURE-OPERATED FOOT CONTROL

Provides the same functions as the lateral slide foot control. Wired and wireless versions available.



POWER PEDAL FOOT CONTROL

The third foot control includes the functions of the previous models and is characterised by two additional elements to recall two more saved working positions. Wired and wireless versions available.

THE RIGHT LIGHTING MAKES ALL THE DIFFERENCE

Proper illumination of the operating area is essential. Castellini offers dentists a wide selection of Venus series lamps with a broad performance range. Easily adjustable and ergonomic, these lights let dentists select the lighting level best suited to clinical needs; they also feature removable handles and front panels to make cleaning easier.



VENUS PLUS SCT - VENUS PLUS SCT COMPOSITE

This LED operating light is equipped with four light sources; its high Colour Rendering Index (>90) delivers realistic, natural colour perception. Brightness can be adjusted from 3,000 to 50,000 Lux and, thanks to the large spot-lit area, optimises illumination of the oral cavity without generating annoying shadows. Removable handles for sterilisation; also equipped with an infrared sensor for switching on/off/adjusting intensity.

On the Venus Plus SCT Composite version there are - in addition to the four light sources - two central sources that generate a beam with specific wavelengths: these prevent pre-polymerisation of composites while ensuring excellent illumination of the oral cavity.



VENUS LED MCT - VENUS LED MCT VIEW

The Venus LED MCT lamp rotates on three axes to ensure perfect lighting of the operating field whatever the task or position. The No Touch sensor can switch the lamp on/off and adjust light intensity up to 50,000 Lux. The innovative system makes it possible to provide just the right light for every clinical discipline, with 3 different temperature values: warm (4,300 K), neutral (5,000 K) or cool (5,500 K) light.

The Composite Mode function changes the light wavelength to prevent the pre-curing of composite materials while ensuring optimum lighting of the operating field.

The Venus LED MCT View combines a 4K camera with PC software to capture ultra-high-definition images and videos.

The Smart Focus system features liquid lenses, ensuring fast, optimal digital focusing. In addition to smoothing practitioner-patient communication, the camera is also, thanks to recordings and multimedia streaming, a useful aid for clinical training, treatment documentation and academic disclosure.



VENUS E LED LAMP

Supplied as standard with 3-axis movement, front panel, removable handles and six LED sources to minimize shadows. Light intensity can also be set via the sensor, within the 7,000 - 40,000 Lux range. The No Touch sensor lets the user switch the lamp on/off without touching any button.

ADVANCED SYSTEMS FOR ENHANCED SAFETY

Castellini's focus has always been on hygiene, reaffirming its commitment through close cooperation with the Department for Public Health and Infectious Diseases of the Sapienza University of Rome and the Department for Public Health and Paediatrics of the University of Turin. Thanks to in-depth research and analysis, the dental unit can be configured with upgraded and certified devices that ensure the clinical environment is safe at all times.



M.W.B.

Reliable and effective, the M.W.B. system, used in conjunction with Peroxy Ag+, acts against all water-borne contaminants, including Legionella. Tests carried out on a dental unit over a 3-month observation period showed that regular use of M.W.B. and daily execution of an intensive disinfection cycle with the Autosteril system ensure outstanding water hygiene quality, with bacterial loads kept to zero.



AUTOSTERIL

Puma ELI R can be equipped with Autosteril, the high-standard automatic disinfection system for all the spray water circuits. Used together with Peroxy Ag+, the Autosteril system ensures a mycobactericide, bactericide and anti-Legionella action, certified by the Sapienza University of Rome. Analysis has demonstrated that the disinfection provided is sufficient to "eradicate all tested microbes from the piping of the dental unit, even with higher contamination levels."

Autosteril helps sanitisation at the end of a day's session and allows short cycles to be performed via the following steps:

- circuit draining with compressed air;
- addition of 3% H₂O₂ to the spray water circuits;
- a liquid 'hold time' suitable for intensive disinfection;
- liquid expelled with compressed air;
- (mains or distilled) water flushing.



TIME FLUSHING

To drain stagnant fluid from piping after use, the Time Flushing feature carries out a complete water change with a timed flow of the feed fluid.



S.S.S. BOTTLE

The stand-alone supply system is equipped with a 1.8 litre capacity pressurised tank, easily accessible from outside to facilitate filling or replacement.

PREVENTION FIRST AND FOREMOST



S.H.D.
Flushing and sanitisation of the suction system with water and a special liquid take approximately 2 minutes: ideal as a between-patients cleaning procedure. Option only available where a double filter is present.

Through careful analysis of potential contamination risks in the surgery and around the patient chair, Castellini designs the unit using elements and strategies that ensure constant protection for the patient and medical staff. Surfaces suitable for frequent sanitisation and numerous removable components help keep the workplace healthy and, as far as possible, risk-free.



CUSPIDOR BOWL
The cup-and-bowl-fill unit can easily be removed and sterilised in an autoclave. Note that the cuspidor bowl handle is removable and autoclavable.



REMOVABLE, AUTOCLAVABLE HANDLES
Can be easily removed for maximum hygiene.



REMOVABLE LAMP HANDLES
Venus E lamp handles can be removed easily for thorough cleaning.



SUCTION TUBING
The supplied tubing is light and flexible. Alternatively, easy-to-sanitise smooth twin-chamber suction tubing is available.



DOUBLE FILTER
Optional feature allowing independent cannulae selection; the filters can easily be removed to facilitate draining and cleaning operations.



SINGLE FILTER
Easily removable to make emptying and cleaning tasks simple.

INSTANT DIAGNOSIS

Obtaining a quick diagnosis is easier when the image-based communication system is integrated on the patient chair. This lets dentists capture, illustrate and share information with the patient immediately. The multimedia system (optional) consists of a camera with HD sensor, an X-ray sensor integrated on the module and a 22" LED monitor with a 16:9 aspect ratio.



INTEGRATED CAMERA

The camera features a streamlined design to improve use inside the oral cavity; it also has an ergonomic handle. HD-quality images ensure perfect rendering and maximum investigation accuracy. The optical system has a depth of field of 5 - 70 mm. The 16:9 HD sensor adapts perfectly to the LED monitor aspect ratio. The freeze-frame function is activated via the touch-sensitive key.

The easy-to-attach and remove Macro Cap accessory magnifies up to 100x to deliver detailed, extremely sharp images.



X-RAY SENSOR

The integrated Zen-X sensor, available in two sizes, is housed in the dentist's module, thus speeding up acquisition of intraoral X-ray images. In just a few seconds the reprocessed image is displayed on both monitor and control panel.



22" LED MONITOR

The 16:9 monitor ensures a perfect view of the images thanks to its ergonomic design and to the special IPS panel that provides a wide viewing angle. The monitor can be integrated into the dental unit either with a single arm or a double-jointed arm for a more comfortable use.

A CONNECTED SURGERY



VIRTUAL ASSISTANT AND REMOTE MONITORING

Di.V.A. (Digital Virtual Assistant) optimises the workflow in advanced dental practices. In addition to being viewable on a PC, Di.V.A. can be easily consulted on smartphones and tablets.

In combination with Di.V.A., users can increase the efficiency of the practice by activating the EasyCheck service: each connected device can rely on real-time remote diagnosis and technical support, vital for minimizing downtimes and ensuring continuity of service.

easycheck



Simply by connecting to the internet with any browser, and without having to download any software, dentists and/or practice owners can access a website that offers a comprehensive range of digital services, remote assistance, video tutorials and updated user manuals for purchased models.



DASHBOARD

A simple dashboard lets the dentist monitor cart activity across all functions and analyse dental practice efficiency. In larger surgeries this is an excellent tool for managing heavy workloads and planning maintenance tasks.

Where the patient sensor is present, statistical data on how the dental unit is used can be collected and processed; the information is transmitted to Di.V.A. and displayed on the dashboard.

MONITORING HYGIENE SYSTEMS

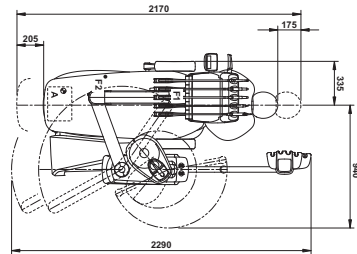
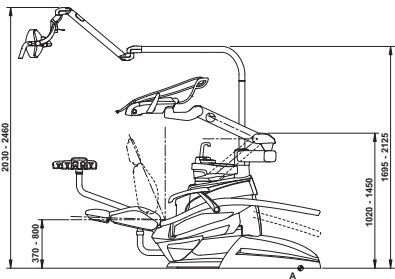
Di.V.A. logs completed disinfection cycles, building up a database that is useful for in-practice assessment. This data also helps users estimate their consumption of disinfectant products and monitor the effective reactivation of equipment.

INSTRUMENT MODE

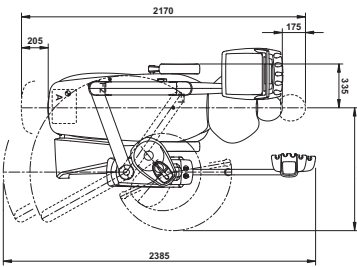
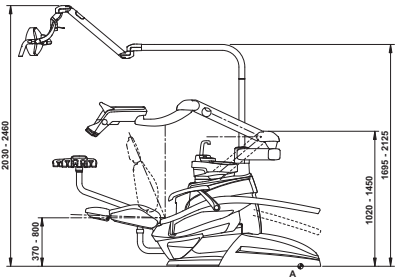
The dashboard can also be used to monitor the effective usage of the integrated instruments.

TECHNICAL SPECIFICATIONS

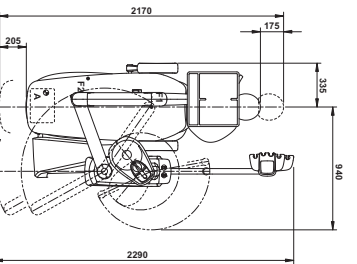
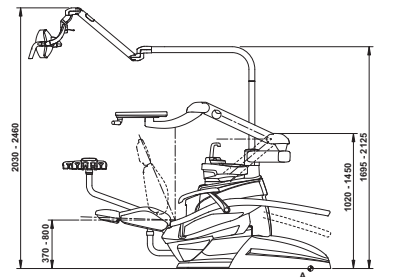
Puma ELI R



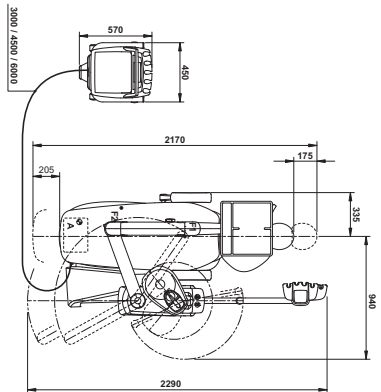
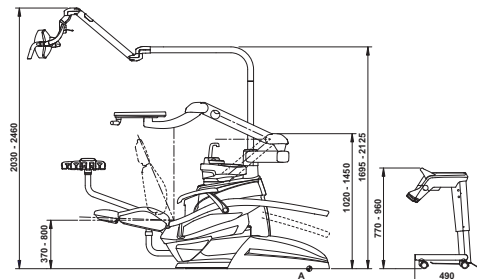
Puma ELI R CP



Puma ELI R ORTHO



Puma ELI R CART



The measurements shown in the drawings are in mm.



- STANDARD**

 - 102 Atlantic Blue
 - 106 Mediterranean Blue
 - 113 Pacific Blue
 - 136 Indian Blue
 - 132 Blueberry Violet
 - 134 Japanese Wisteria
 - 135 Venetian Red
 - 115 Scottish Salmon
 - 103 Nevada Yellow
 - 123 Polynesian Green
- MEMORY FOAM**

 - 101 Caribbean Green
 - 137 Bright Silver
 - 121 Anthracite Grey
 - 130 Graphite Black
 - 186 Indian Blue
 - 192 Blueberry Violet
 - 141 Papyrus Beige
 - 143 Arabian Gold
 - 140 Brazilian Brown
 - 144 Ruby Red
- 198 Atlantic Blue
 - 196 Mediterranean Blue
 - 183 Pacific Blue
 - 186 Indian Blue
 - 192 Blueberry Violet
 - 184 Japanese Wisteria
 - 194 Venetian Red
 - 195 Scottish Salmon
 - 182 Nevada Yellow
 - 193 Polynesian Green
- 197 Caribbean Green
 - 187 Bright Silver
 - 199 Anthracite Grey
 - 180 Graphite Black
 - 172 Anatolian Hazelnut
 - 171 Papyrus Beige
 - 173 Arabian Gold
 - 170 Brazilian Brown
 - 174 Ruby Red

Puma ELI R	OVER THE PATIENT DELIVERY SYSTEM	HANGING TUBES	ORTHO	CART
HYGIENE SYSTEM				
Separate Supply System	○	○	○	○
Autosteril A (Automatic) for disinfection of the water circuit	○	○	-	○
Multi Water Bio controller - MWB. [EN 1717-compliant water infeed unit with continuous disinfection system]	○	○	○	○
Timed Flushing [quick water circuit flush cycle]	○	○	○	○
Suction Hose Disinfection [suction system wash and disinfection]	○	○	○	○
DENTIST'S MODULE				
Turbine KIT complete with Silent Power Evo 2 handpiece	●	●	-	●
Turbine kit complete with fibre optic Silent Power Evo 4L quick coupling handpiece	○	○	-	○
Turbine kit complete with fibre optic Silent Power Evo Miniature quick coupling handpiece	○	○	-	○
Handy Power induction micromotor Kit [100 – 40,000 RPM – 3.3 Ncm]	●	●	-	●
Fibre optic Handy Power LED induction micromotor kit [100 – 40,000 RPM – 3.3 Ncm]	○	○	-	○
Handy Power LED FLUO induction micromotor kit	○	○	-	○
Fibre optic Implantor LED induction micromotor kit [100 – 40,000 rpm – 5.3 Ncm]	○	○	-	○
Implantor LED FLUO induction micromotor kit	○	○	-	○
Piezosteril 6 scaler kit complete with 4 tips	○	○	-	○
Fibre optic Piezolight 6 scaler kit with 4 tips	○	○	-	○
T-LED curing light kit	○	○	-	○
Instrument lever stop kit	○	-	-	-
3-way stainless steel syringe kit	●	●	-	●
6-way stainless steel syringe kit	○	○	-	○
6th instrument kit (curing light or camera handpiece)	○	○	-	○
Integrated X-ray sensor	○	○	-	-
ASSISTANT'S MODULE				
T-LED curing light kit	○	○	○	○
3-way stainless steel syringe kit	○	○	○	○
6-way stainless steel syringe kit	○	○	○	○
Assistant's module with 4 holders and capacitive keypad, mounted on single arm	●	●	●	●
Assistant's module with 4 holders and capacitive keypad, mounted on double arm	○	○	○	○
Assistant's module with 5 holders and capacitive keypad, mounted on single arm	○	○	○	○
Assistant's module with 5 holders and capacitive keypad, mounted on double arm	○	○	○	○
Tray holder table on assistant's module	○	○	○	○
OPERATING LIGHT				
Venus Plus E LED	●	●	●	●
Venus Plus SCT	○	○	○	○
Venus Plus SCT	○	○	○	○
Venus Plus MCT	○	○	○	○
Venus Plus MCT View	○	○	○	○
UNIT BODY				
Removable and position-adjustable cuspidor bowl	●	●	●	●
Cup filling sensor	○	○	○	○
Water-to-cup heater	○	○	○	○
Instrument spray heater	○	○	○	○
Independent cannulae selection	○	○	○	○
Quick coupling for air/water supply for external device	○	○	○	○
Multimedia cables and PC connections	○	○	○	○
Tray holder table in place of bowl	○	○	○	○
PATIENT CHAIR				
Patient presence sensor	○	○	○	○
Pneumatic headrest with 3-axis movement	○	○	○	○
Double-jointed headrest with 2-axis movement	●	●	●	●
Lateral slide foot control complete with joystick	●	●	●	●
Lateral slide foot control complete with joystick - wireless	○	○	○	○
Pressure-operated foot control with Joystick and spray on/off kit	○	○	○	○
Pressure-operated foot control with Joystick and spray on/off kit - wireless	○	○	○	○
Foot control, Power Pedal type	○	○	○	○
Power Pedal foot control - wireless	○	○	○	○
Left armrest	○	○	○	○
Right armrest	○	○	○	○

● = supplied as standard ○ = optional - = not available

