

PUMA ELI AMBIDEXTROUS

PERFECT POSITIONING FOR ANY STYLE



CASTELLINI.COM



CELIAGB231S01

Due to our policy of constant technological upgrading, technical specifications may be subject to change without prior notice.
According to the standards in force, in extra-EU areas the availability and specifications of some products and/or characteristics may vary. Please contact your local distributor for further information.

05/2024



**BU Medical Equipment
Sede Legale Ed Amministrativa
Headquarters**

CEFLA s.c. - Via Selice Provinciale, 23/a - 40026 Imola (BO) - Italy
Tel. +39 0542 653111
Fax +39 0542 653344

**Stabilimento
Plant**

CEFLA s.c. - Via Bicocca, 14/C - 40026 Imola (BO) - Italy
Tel. +39 0542 653441
Fax +39 0542 653601

CASTELLINI.COM

STREAMLINED VERSATILITY

Compact, light and practical - also in the switchover from right-handed to left-handed user configuration - the Puma ELI Ambidextrous dental unit retains an essential streamlined style and ensures performance always meets the dentist's every clinical requirement.

Free to change.



BALANCE AND COMFORT

Essential and balanced, the hanging tubes model ensures maximum flexibility on both the dentist's and assistant's sides. Fluid module movements and an extension of the arm system allow personnel to reach all around-the-patient working positions with ease. **Free to move.**



WORKING FREEDOM

For dentists seeking a tool that will provide full working freedom, the Cart or Single Cart solution gives dentists outstanding comfort. Practical in any clinical circumstance, Cart is suitable for any surgery, even where there are considerable space restrictions.
Working without restrictions.



VERSATILITY, ANYWHERE

The most versatile solution in the Castellini range, the Puma ELI Ambidextrous lets dentists personalise the dental unit according to their individual needs. While it can be used on its own, the patient chair can also be completed with the assistant's side, suction and a light complete with multimedia workstation. An orthodontics version is also available. The right combination is simply a matter of choice.
Managing space.




ORTHODONTICS SPECIALISATION

The model designed for orthodontists supplements the arm with a special dentist's module and control panel. It rotates easily to reach both sides of the chair and can be completed with the tray holder for easier use. Also available is the auxiliary tray holder arm - extremely practical for the orthodontist as it ensures lots of extra workspace.
Comfort and completeness




ENHANCED CONTROL

Thanks to the module that can be configured with two dynamic instruments in addition to the two cannulae and syringe, the orthodontist can rely on a work tool that meets any operating needs. The user can choose from the turbine, scaler and micromotor - all instruments controlled from the panel. Operating parameters can be viewed on the display, speed and power are set via the keypad. Controls are also available for the operating light and for patient chair movement.



INSTANT REVERSIBILITY

Designed to provide multi-operator dental surgeries or university dental schools with outstanding flexibility, the Puma ELI Ambidextrous dental unit offers an immediate solution with a rapid switchover from right-handed to left-handed user set-up.



UNIVERSAL ADAPTABILITY

Sequence simplicity and the lightness of the parts being moved mean the dentist and assistant sides can be inverted with just a few simple adjustments. Switchovers can be performed by either dentist or assistant, alone and with ease. The dentist's module can be moved to the opposite side of the unit in just a few seconds by rotating it on the fixed pin under the seat.

Simply remove the cover to release the unit body support, which shifts from one side of the unit to the other with a simple transfer movement.



COMFORT ABOVE ALL ELSE

This model - which remains compact and suitable for less spacious surgeries even though it can be converted for left-handed use - is built to be practical and versatile. Instant reversibility ensures the dental team can take advantage of optimal ergonomics. Thanks to the outstanding agility of the relative arms, the module can be positioned to meet every clinical need.



DENTIST'S MODULE

The module for over-the-patient delivery instruments can be positioned effortlessly, accompanying the dentist's every move. Thanks to the articulated joint of the levers, instruments are light and easy on recall.

SIDEFLEX TECHNOLOGY

The Sideflex tilting joint enables lateral movements without exercising traction on the operator's wrist. The levers can be completely disassembled and their balancing and traction during position recalls can be adjusted. The levers with SideFlex technology are available as an option.



RE-POSITIONABLE CONTROL PANEL

To complete the transformation and make the dental unit fully ambidextrous, the optional LCD Touchscreen lets users shift the control panel to the other side of the dentist's module, thus optimising operational ergonomics. After detaching it, just rotate the connector 180° and reconnect it to the module.

TRAY HOLDER

The stainless steel tray holder rotates and can easily be removed from the swivel support for sanitisation purposes. A compact version (see photo above) of minimum size and bulk is available.

UNHINDERED MOVEMENT

Puma ELI Ambidextrous with hanging-tube instruments has an arm system that can position the dentist's module anywhere within an extensive operating zone, both to the right and left of the patient. Moreover, thanks to the large support arm, the assistant's module is always at hand to perform work whether an assistant is present or not.



DENTIST'S MODULE

The layout has specifically been designed to facilitate pick-up; for example, instruments are placed in holders with tilt angles that vary from the central holders to the outer ones.

Designed to facilitate instrument re-positioning, the holder always ensures maximum stability. Featuring a wraparound shape and ergonomic design, the handpiece holder smooths the dentist's workflow.



SIXTH INSTRUMENT

To the side of the module the dentist can add the intraoral camera or curing light.



TRANSTHORACIC TRAY HOLDER

The optional transthoracic tray holder features a broad support surface that does not interfere with the patient. It can be positioned and moved horizontally.


IMMEDIATE CONTROL

To make the dentist's work easier and treatment more efficient, it's important to be able to control instruments and integrated systems via a simple, user-friendly console. Dentists can monitor and set operating parameters via the touchscreen with alphanumeric keyboard and X-ray viewer or with an optional advanced-function LCD Touchscreen.



TOUCHSCREEN CONTROL PANEL

Puma ELI Ambidextrous is equipped with a new instrument control panel with touchscreen and integrated X-ray viewer. An alphanumeric display allows for smooth conservative dentistry function control, providing essential data and allowing operating parameters to be set directly. The "clean" button temporarily disables the touchscreen to allow sanitisation. The optional panel with LCD Touchscreen allows for memory programming, endodontic functions (where there is a dedicated micromotor) and the display of the integrated apex locator.



LAEC - INTEGRATED APEX LOCATOR

The device helps the dentist locate the root apex via an audio-visual indicator. Combined with the EVO E4 contra-angle, it also integrates the APEX-STOP function which automatically switches the bur off upon reaching a set safety threshold.

EVO E4 CONTRA-ANGLE

Suitable for any type of endodontic treatment, the device features the Castellini apex locator APEX-STOP function.

ENDODONTICS

With the Implantor LED micromotor and dedicated contra-angle, Puma ELI Ambidextrous allows effective management of traditional endodontic practices and related treatments.

PERFECT INTEGRATION

Complete integration of instruments is essential for optimising surgery workflows. Setting operational parameters via the control panel is extremely user-friendly. Moreover, the degree of personalisation, together with the intrinsic quality of the handpieces, boosts therapeutic efficacy and efficiency.



HANDY POWER MICROMOTOR

Handy Power is an extremely lightweight, compact brushless micromotor, available with or without LED lighting. Ideal for prosthetic and conservative treatment, especially the FLUO version which incorporates the brand new FIT technology (Fluorescence-aided Identification Technique) that can identify the presence of composite materials with a special UV LED light. Fluorescence-assisted identification speeds up the removal of all composite materials, which are increasingly common and increasingly difficult to identify when applied properly.

- Speed from 100 up to 40,000 rpm with 1:1 ratio
- Maximum torque up to 3.3 Ncm
- Completely autoclavable.



IMPLANTOR LED MICROMOTOR

A latest-generation brushless micromotor, the Implantor LED is noiseless, ultra-light, vibration-free and characterised by extremely high torque and outstanding reliability. Performance is outstanding and, with the right contra-angle, it can also be used for endodontics (with the LCD Touchscreen).

- Speed from 100 up to 40,000 rpm with 1:1 ratio
- Electronic torque control up to max. 5.3 Ncm
- Completely autoclavable.
- Implantor LED FLUO also available as an optional



PIEZOLIGHT 6 / PIEZOSTERIL 6

Available with and without fibre optic for LED lighting, these versatile and multifunctional ultrasound handpieces are suitable for prophylaxis, endodontics and periodontal procedures.

- Perfectly linear and controlled ultrasonic vibrations - free from parasitic lateral vibrations - with constantly self-regulated frequency according to load and tip conditions.
- Extensive power adjustment range.
- Self-regulating power based on the workload to prevent heating of handpiece and treated tissues.
- Coolant delivery adjustable from zero to max flow rate.
- Completely autoclavable.



T-LED

The curing light can be used as a direct version or 120° angled version. With a high-power LED up to a maximum of 2,200mW/cm² and a 430 to 490nm emission band, the T-LED lamp offers 6 pre-set programmes and a sterilisable optical guide.



SYRINGE

Featuring a streamlined and easy-to-handle design, the syringe is available both in the three-way and the optional six-way version. The handle and tip are autoclavable.



SILENT POWER TURBINES AND GOLDSPEED CONTRA-ANGLES

Castellini offers a complete set of turbines and contra-angles suitable for all fields of dentistry.


COMFORT FOR ALL

Comfort for patient and staff alike is a must, contributing to excellent outcomes, however serious or superficial the treatment. Patients who feel at ease will be more collaborative, providing benefits for the dental team too. That's why the Puma ELI Ambidextrous has been designed to maximise patient comfort. An optional sensor detects patient presence and transmits the statistical data to the Di.V.A. virtual assistant (if present) to monitor effective usage of the dental unit over the period in question.



SOFT-MOTION TECHNOLOGY

The Soft-Motion technology on the Ambidextrous Dama patient chair ensures fluid start-stop movements by minimising vibration and ensuring exceptionally silent running during patient repositioning.



THE BENEFITS OF WELLBEING

Thanks to compensated movements between backrest and seat, the patient chair accompanies the patient gently, minimising compression in the lumbar area. Fluid movement - especially during starts and stops - is always reassuring and creates a sensation of wellbeing during treatment.

Available as an optional, Memory Foam padding adapts to patients of any build, ensuring proper anatomical support and maximum comfort at all times.



PNEUMATIC HEADREST

Available as an optional, the exclusive pneumatic-release orbital headrest pivots on three axes and allows for quick, precise assisted positioning. The button on the lower side of the headrest activates the movement.



STANDARD HEADREST

The easy-to-adjust headrest can be adapted to patients of different heights.



PATIENT SENSOR

Thanks to the sensor, users can apply settings that leave the dental unit on stand-by once the patient leaves in order to reduce energy consumption. The system also includes automatic switching on/off of the operating light as a function of patient presence.



KEYPAD

Located on the side of the seat, this keypad lets users control patient chair movement and allows set positions to be saved and recalled.



FOOT CONTROL

Three ergonomic solutions are available: lateral-slide, pressure-operated and Power Pedal. All of them can activate Chip Air and Chip Water on the instrument in use and control patient chair movement. Cabled and wireless versions available.



NORDIC BACKREST

A backrest designed for those who want to offer patients sturdy arm and elbow support, allowing excellent access for dentists who work in the 12 o'clock position.

THE IMPORTANCE OF THE ASSISTANT

Castellini has always recognised the significance of the assistant's role. That's why we provide a variety of solutions to meet every possible preference. The module arm may be of the single type, or of the double-articulated type to place it nearer the patient and allow height adjustment. Connected to the unit body, the module performs the same movement both leftward and rightward.



ASSISTANT'S MODULE

The assistant can manage a wide range of functions via the on-module control panel. This lets dentists focus their attention on actual treatment. In addition to patient chair movement controls, there are also controls for the lighting, cuspidor bowl and Autosteril system.

The assistant's module can be equipped with an optional stainless steel tray holder.



OPTICAL SENSOR

Cup filling is completely automated via an optical sensor, giving the patient greater autonomy. Made of ceramic, the cuspidor bowl is position-adjustable to provide maximum rinsing comfort.



PERSONALISED CONFIGURATIONS

The assistant's module can be adapted to clinical situations in which treatment is performed by dentists working alone or with an assistant. It is available with 4 or 5 holders. In addition to syringe and suction cannulae, it is also possible to add a camera and a curing light or a dynamic instrument.



WIDE SELECTION OF OPERATING LIGHTS

Castellini offers dentists a wide selection of Venus series lamps with a broad performance range. All lamps are designed to be easily adjustable, ergonomic and let dentists select the lighting level that best suits their clinical needs. In addition to the standard Venus E LED lamp, three other models can be fitted as optional equipment items.



VENUS LED MCT OPERATING LIGHT

Featuring exceptional brightness, this lamp makes it possible to set specific temperature values as per clinical requirements: warm, neutral or cool light. The No Touch sensor can switch the lamp on/off and adjust light intensity up to 50,000 Lux. The hermetically sealed front screen is easy to clean, and the handles can be removed and sterilised in an autoclave.

In composite mode the light wavelength is modified to prevent pre-curing of the composite materials, simultaneously ensuring optimal lighting of the operating area.



VENUS E LED OPERATING LIGHT

Supplied as standard with 3-axis movement, front panel, removable handles and six LED sources to minimize shadows. Light intensity can also be set, via the sensor, within the 7,000 - 40,000 Lux range.

The No Touch sensor lets the user switch the lamp on/off without touching any button.



VENUS PLUS OPERATING LIGHT

High-performing operating light with three-axis rotation for precision adaptation of spotlight to the oral cavity. Adjustable light intensity from 8,000 to 35,000 Lux. Colour temperature 4,900 K, rear fan, removable handles suitable for cold-disinfection.



VENUS LED OPERATING LIGHT

This LED operating light rotates on three axes, is equipped with the No Touch sensor to switch it on and adjust light intensity and features an easy-to-clean hermetically sealed front screen. Max. 50,000 Lux, colour temperature 5,000 K, autoclavable handles.

INTEGRATED MULTIMEDIA SYSTEM

The advantage of having an image-based communication system integrated on the patient chair is that it speeds up workflows and diagnosis. The multimedia system (optional) consists of a camera with HD sensor, an X-ray sensor integrated on the module and a 22" LED monitor with a 16:9 aspect ratio. Obtaining, illustrating and sharing information with patients without any waiting times means greater throughout-the-day efficiency.



INTEGRATED VIDEO CAMERA

The camera features a streamlined design to improve use inside the oral cavity; it also has an ergonomic handle. HD-quality images ensure perfect rendering and maximum investigation accuracy. The optical system has a depth of field of 5 - 70 mm. The 16:9 HD sensor adapts perfectly to the LED monitor aspect ratio. The freeze-frame function is activated via the touch-sensitive key.

The easy-to-attach and remove Macro Cap accessory magnifies up to 100x to deliver detailed, extremely sharp images.



X-RAY SENSOR

The integrated Zen-X sensor, available in two sizes, is housed in the dentist's module, thus speeding up acquisition of intraoral X-ray images. In just a few seconds the reprocessed image is displayed on both monitor and control panel.



22" LED MONITOR

The 16:9 monitor ensures a perfect view of the images thanks to its ergonomic design and the special IPS panel that provides a wide viewing angle. The monitor can be integrated into the dental unit either with a single arm or a double-jointed arm for more comfortable use.



OUTSTANDING ERGONOMICS

Choosing the (optional) double-jointed arm lets dentists shift the monitor and position it within the treatment area according to their needs. In addition to comfortable use for both dentist and assistant, it also ensures greater involvement of the patient via on-screen imagery.

USER-FRIENDLY CERTIFIED SYSTEMS

Close collaboration between Castellini and universities means that the hygiene devices developed for Puma ELI Ambidextrous are cutting-edge and ensure a safe clinical environment at all times. As a result of long-term research and analysis, the Autosteril system is certified.



AUTOSTERIL HELPS SANITISATION AT THE END OF A DAY'S SESSION AND ALLOWS SHORT CYCLES TO BE PERFORMED VIA THE FOLLOWING STEPS:

- circuit draining with compressed air;
- addition of 3% H₂O₂ to the spray water circuits;
- a liquid 'hold time' suitable for intensive disinfection ;
- liquid expelled with compressed air;
- [mains or distilled] water flushing.

AUTOSTERIL

Puma ELI Ambidextrous can be equipped with Autosteril, the high-standard automatic disinfection system for all the spray water circuits.

Used together with Peroxy Ag+, the Autosteril system ensures a mycobactericide, bactericide and anti-Legionella action, certified by the Sapienza University of Rome. Analysis has demonstrated that the disinfection provided is sufficient to "eradicate all tested microbes from the piping of the dental unit, even with higher contamination levels."



DVGW CERTIFICATE

The dental unit water circuit is EN 1717 compliant.



TIME FLUSHING

To drain stagnant fluid from the piping after use, the Time Flushing feature carries out a complete water exchange with a timed flow of the supply fluid.



S.S.S. BOTTLE

The stand-alone supply system is equipped with a 1.8 litre capacity pressurised tank, easily accessible from outside to facilitate filling or replacement.

CONSTANT PROTECTION



Only constant protection can effectively contrast potential contamination risks in the surgery and around the patient chair. Designed using elements and strategies that give both patient and dental team constant protection, Puma ELI Ambidextrous surfaces are built to meet all sanitisation needs. Moreover, numerous removable components help keep the workplace healthy and, as far as possible, risk-free.

S.H.D.

Flushing and sanitisation of the suction system with water and a special liquid take approximately 2 minutes: ideal as a between-patients cleaning procedure.



REMOVABLE, AUTOCLAVABLE HANDLE

Can be easily removed for maximum hygiene.



DOUBLE FILTER

Feature allowing independent cannulae selection; the filters can easily be removed to facilitate draining and cleaning operations.



SUCTION TUBING

The supplied tubing is light and flexible. Alternatively, easy-to-sanitise smooth twin-chamber suction tubing is available.



REMOVABLE OPERATING LIGHT HANDLES

Venus E operating light handles can be removed easily for thorough cleaning.



CUSPIDOR BOWL

The cup-and-bowl-fill unit can easily be removed and sterilised in an autoclave. Note that the cuspidor bowl handle is removable and autoclavable.



A CONNECTED SURGERY



Simply by connecting to the internet with any browser, and without having to download any software, dentists and/or practice owners can access a website that offers a comprehensive range of digital services, remote assistance, video tutorials and updated user manuals for purchased models.

VIRTUAL ASSISTANT AND REMOTE MONITORING

Di.V.A. (Digital Virtual Assistant) optimises the workflow in advanced dental practices. In addition to being viewable on a PC, Di.V.A. can be easily consulted on smartphones and tablets. In combination with Di.V.A., users can increase the efficiency of the practice by activating the EasyCheck service: each connected dental unit can rely on real-time remote diagnosis and technical support, vital for minimizing downtimes and ensuring continuity of service.

DASHBOARD

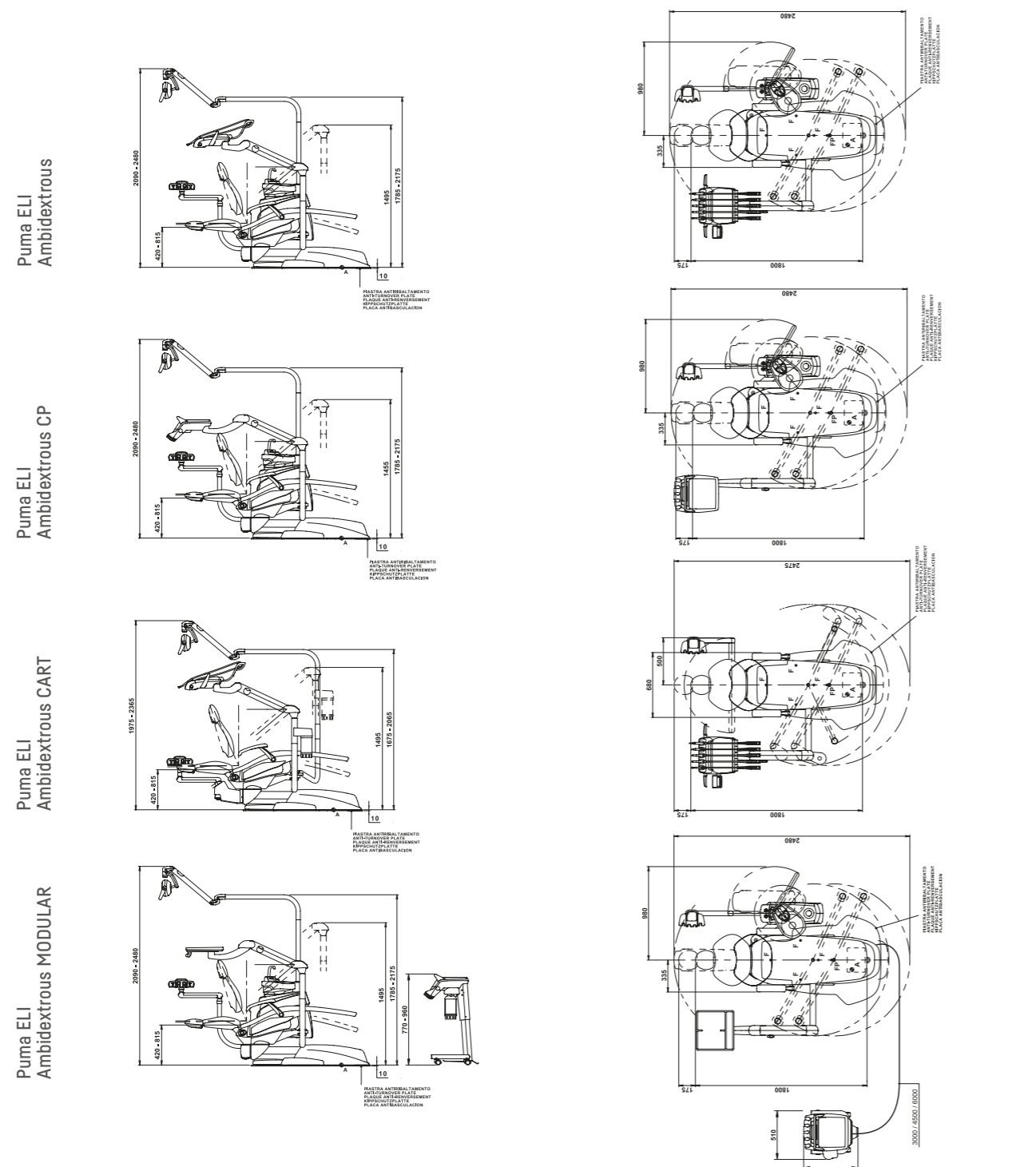
A simple dashboard lets the dentist monitor dental unit activity across all functions and analyse dental practice efficiency. In larger surgeries this is an excellent tool for managing heavy workloads and planning maintenance tasks. Where the patient sensor is present, statistical data on how the dental is used can be collected and processed; the information is transmitted to Di.V.A. and displayed on the dashboard.



easycheck



TECHNICAL SPECIFICATIONS



The measurements shown in the drawings are in mm.



- | | | | |
|------------------------|------------------------|------------------------|------------------------|
| STANDARD | | MEMORY FOAM | |
| 102 Atlantic blue | 101 Caribbean green | 198 Atlantic blue | 197 Caribbean green |
| 106 Mediterranean blue | 137 Bright silver | 196 Mediterranean blue | 187 Bright silver |
| 113 Pacific blue | 121 Anthracite grey | 183 Pacific blue | 199 Anthracite grey |
| 136 Indian blue | 130 Graphite black | 186 Indian blue | 180 Graphite black |
| 132 Blueberry violet | 142 Anatolian Hazelnut | 192 Blueberry violet | 172 Anatolian Hazelnut |
| 134 Japanese wisteria | 141 Papyrus Beige | 184 Japanese wisteria | 171 Papyrus Beige |
| 135 Venetian red | 143 Arabian Gold | 194 Venetian red | 173 Arabian Gold |
| 115 Scottish salmon | 140 Brazilian Brown | 195 Scottish salmon | 170 Brazilian Brown |
| 103 Nevada yellow | 144 Ruby Red | 182 Nevada yellow | 174 Ruby Red |
| 123 Polynesian green | | 193 Polynesian green | |

Puma ELI Ambidextrous	Over the patient delivery system	Hanging tubes	CART	MODULAR	MODULAR CP	MODULAR CART
HYGIENE SYSTEM						
Separate Supply System	○	○	○	○	○	○
Autosteril A (Automatic) for disinfection of the water circuit	○	○	○	-	-	-
Timed Flushing (quick water circuit flush cycle)	○	○	○	○	○	○
Suction Hose Disinfection (suction system wash and disinfection)	○	○	○	-	-	-
DENTIST'S MODULE						
LCD control panel	○	○	○	○	○	○
Turbine KIT complete with Silent Power Evo 2 handpiece	●	●	●	●	●	●
Complete turbine kit with Silent Power Evo 4L fibre optics, quick coupling handpiece	○	○	○	○	○	○
Complete turbine kit with Silent Power Evo Miniature fibre optics, quick coupling handpiece	○	○	○	○	○	○
Handy Power induction Micromotor Kit (100 - 40,000 RPM - 3.3 Ncm)	●	●	●	●	●	●
Handy Power LED fibre optics induction Micromotor Kit (100 - 40,000 RPM - 3.3 Ncm)	○	○	○	○	○	○
Handy Power LED FLUO induction micromotor kit	○	○	○	○	○	○
Implantor LED induction Micromotor fibre optics kit (100 - 40,000 rpm - 5.3 Ncm)	○	○	○	○	○	○
Implantor LED FLUO induction micromotor kit	○	○	○	○	○	○
Piezosteril 6 scaler kit complete with 4 tips	○	○	○	○	○	○
Piezolight 6 scaler kit with fibre optics with 4 tips	○	○	○	○	○	○
T-LED curing light kit	○	○	○	○	○	○
Instrument lever stop kit	○	-	-	○	-	-
3-way stainless steel syringe kit	●	●	●	●	●	●
6-way stainless steel syringe kit	○	○	○	○	○	○
Integrated X-ray sensor	○	○	-	○	○	-
LAEC	○	○	○	○	○	○
ASSISTANT'S MODULE						
T-LED curing light kit	○	○	○	○	○	○
3-way stainless steel syringe kit	○	○	○	○	○	○
6-way stainless steel syringe kit	○	○	○	○	○	○
Assistant's module with 4 holders and capacitive keypad, mounted on single arm	●	●	●	-	-	-
Double-articulated module support arm	○	○	○	-	-	-
Double-articulated module support arm, with height adjustment	○	○	○	○	○	○
Assistant's module with 5 holders and capacitive keypad	○	○	○	○	○	○
Tray holder table on assistant's module	○	○	○	-	-	-
OPERATING LAMP						
Venus E LED lamp	●	●	●	●	●	●
Venus Plus lamp	○	○	○	○	○	○
Venus LED lamp	○	○	○	○	○	○
Venus LED MCT lamp	○	○	○	○	○	○
UNIT BODY						
Removable and position-adjustable cuspidor bowl	●	●	●	-	-	-
Cup filling sensor	○	○	○	-	-	-
Water-to-cup heater	○	○	○	-	-	-
Instrument spray heater	○	○	○	○	○	○
Independent cannulae selection	○	○	○	-	-	-
Quick coupling for air/water supply for external device	○	○	○	○	○	○
Tray holder table in place of bowl	○	○	○	-	-	-
PATIENT CHAIR						
Patient presence sensor	○	○	○	○	○	○
Nordic backrest	○	○	○	○	○	○
Pneumatic headrest with 3-axis movement	○	○	○	○	○	○
Double-jointed headrest with 2-axis movement	●	●	●	●	●	●
Lateral slide foot control complete with joystick	●	●	●	●	●	●
Lateral slide foot control complete with joystick - wireless	○	○	○	○	○	○
Pressure-operated foot control with Joystick and spray on/off kit	○	○	○	○	○	○
Pressure-operated foot control with Joystick and spray on/off kit - wireless	○	○	○	○	○	○
Foot control, Power Pedal type	○	○	○	○	○	○
Foot control, Power Pedal type - wireless	○	○	○	○	○	○
Left armrest	○	○	○	○	○	○
Right armrest	○	○	○	○	○	○

● = supplied as standard ● = optional - = not available

