




anthos.com



BU MEDICAL EQUIPMENT
SEDE LEGALE ED AMMINISTRATIVA
HEADQUARTERS Cefla s.c.

Via Selice Provinciale, 23/a - 40026 Imola - Bo (Italy)
tel. +39 0542 653111
fax +39 0542 653344

STABILIMENTO
PLANT

Via Bicocca, 14/c - 40026
Imola - Bo (Italy)
tel. +39 0542 653441
fax +39 0542 653601



Making Your Life Better.



05/2025 ACL5GB251S00
Due to our policy of constant technological upgrading, technical specifications may be subject to change without prior notice.
According to the standards in force, in non-EU areas the availability and specifications of some products and/or features may vary. Please contact your local distributor for further information.



EN

Anthos Classe A5

CONTINENTAL
INTERNATIONAL
CHAIR WITH CUSPIDOR
CART
SINGLE CART

th
ink

th ink

think easy.

A concept as simple as it is effective, easy to use and so flexible that it can integrate instruments, devices and functions for specialised dental surgeries.

think forward.

Thinking about the future means being able to count on a flexible, reliable model that responds to differing clinical needs with practical solutions.

think wellness.

Not just comfortable thanks to the patient chair or the working ergonomics, but safe thanks to automatic, certified hygiene systems that protect both the patients and the dental team.



**Anthos
Classe A5.**

Clear information and user-friendly functions

TOUCH LCD

Classe A5 has a colour LCD display. Dental unit functions are controlled quickly and simply, and dentists can count on the reception of clear, complete information. Individual instrument, patient chair and integrated device

settings can be accessed quickly and easily; the control panel features a user-friendly layout and incorporates numerous advanced functions.

Glass-protected display.

The glass cover on the instrument control panel means the surface can be disinfected safely with ease.

Multi-profile feature.

Cuspidor-cup system automatisms, favourite working positions and settings for every single instrument can be saved for up to 4 different users, ensuring maximum versatility of use. This function is useful in multi-dentist surgeries or in clinics where there is high turnover of specialists.



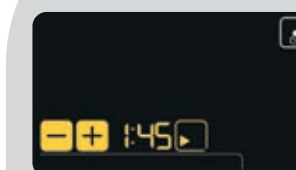
Clean. Function that disables the keyboard when the glass surfaces of the panel need cleaning, thus preventing involuntary activation of controls.

CLEAN



Endo. The i-MMs micromotor (optional) gives dentists access to all endodontic functions, which are controlled in an integrated manner by the panel on the dental unit.

ENDO



Timer. With this function, operations that require verification of application times, such as the use of etching gel or compounds, are easily kept under control.



High performance instruments

Thanks to high-performance integrated instruments, Classe A5 lets dentists face all treatment scenarios with confidence. The console lets users control individual modes, personalise instrument parameters or recall

preferences from the LCD screen. In conservative mode users can set the turbine and micromotor speed and the applied contra-angle type, with real-time on-screen information feedback.

POTENTIAL



Instruments for every need, from lightweight, ergonomic micromotors to the thin-tip HD camera with touch key for easier use of the freeze-frame function. A selection of advanced handpieces ensures dentists can make full use of their hard-won professionalism.



FLUO micromotors.

Available as an option on both micromotors, the fluorescent LED light highlights composite materials.



Micromotors.

Two versions: i-MMr (3.3 Ncm) with and without LED, i-MMs (5.3 Ncm) with LED lighting and ready for endodontic treatment. Both with speed range from 100 to 40,000 rpm.



Scalers.

With or without LEDs, handpieces compatible with the best tips on the market. Highly useful in ENDO mode as root canal treatment instruments.



Turbines and contra-angles.

Dentists can use a broad range of turbines and contra-angles for specific dentistry tasks.



Syringes. Ergonomically-shaped 3- and 6-way syringes are available. The metal syringe body and the tip (both straight and angled versions are available) can be removed and autoclaved.



T-LED. T-Led has an emission spectrum for activation of the latest-generation composites. It features a swivel grip, a user-friendly interface and the bracket programme - one of the seven available - consisting of 5 brief, emissions.



HD camera.

The C-U2 has glass optics and a LED light diffuser. It incorporates an HD 16:9 sensor that captures high-definition clinical images.

Integrated clinical performance

ENDODONTICS

Classe A5 provides dentists with an optional integrated endodontics system that optimises ergonomics during root canal treatment. The system includes a brushless micromotor with Autostop, Autoreverse and Autoforward

functions. The electronic apex locator - again, integrated and managed by the software on the dental unit - is a valuable aid for endodontic treatment.



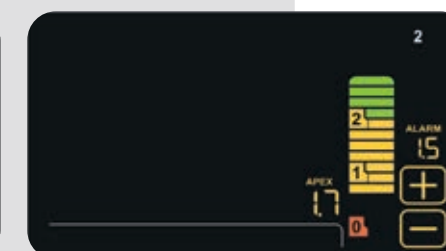
i-MMs micromotor.
Light, compact and fully autoclavable. Fine, precise torque adjustment. Incorporated LED lighting.



Contra-angle. With a 4:1 reduction ratio, EVO E4 can be autoclaved and heat-disinfected. A miniaturised head aids access to difficult-to-reach treatment zones.



Endodontics. During endodontic work the colour LCD control panel displays key data to give the dentist full control over treatment. Everything needed for endodontic treatment is on the dentist's module.



Apex locator. The apex distance is displayed on the LCD during the root canal instrumentation phase. The nearing of the apex is verified by the ENDO software. Once the apex is reached the Apex-Stop function interrupts micromotor rotation.



CONSERVATIVE DENTISTRY

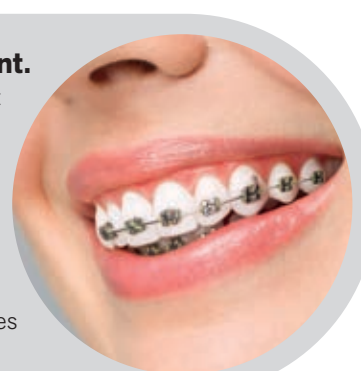
Micromotors with FIT technology.

In addition to improvements that reduce both weight and noise, Anthos micromotors are now available with FIT (Fluorescence-aided Identification Technique) technology to detect any composite materials in the teeth treated with composite materials. Activating the fluorescent LED lights incorporated in the micromotor highlights those parts of the tooth treated with composite materials. In the case of old composite that needs to be reworked, this visual aid helps dentists shorten treatment times and operate more precisely and safely. It also provides excellent dental inspection support by clearly identifying any composite materials present.



For orthodontics and aesthetic treatment.

Following completion of fixed brace treatment, bracket removal is simpler and more effective if the composite material is clearly highlighted by the fluorescent LED light emitted by the micromotor. Being able to detect the composite material that secures the invisible attachments using fluorescent LED light is extremely useful during removal procedures. Dentists can thus proceed more safely, confident that no composite traces will be left on the tooth.




Coordinated comfort

Patient chair design optimises working ergonomics for the dentist and maximises patient comfort. The upholstery (which can be matched with the seats, purchasable as

accessories) is hard-wearing, seamless and available in 19 different colours. Optional Memory Foam padding offers patients an exclusive wellness experience.

COMFORT




Backrests. A choice of three backrest types - narrow, wide and Nordic - meets all the dentist's ergonomic needs. As always, the backrest guarantees patient comfort and easy access.



Patient presence sensor.

The patient chair can be equipped with a sensor (optional) that detects patient presence; this is connected to the stand-by function, thus reducing energy consumption when the patient chair is not actually occupied.



ISO-JOINT ergonomics.

Thanks to new ISO-JOINT geometry, compensated backrest-seat movement maximises comfort and minimises sliding of the patient's head.



Vertical travel and lifting capacity.

Extensive vertical travel (37-80 cm) makes it easier to provide treatment in comfort and allows easy patient chair access for the elderly. The patient chair is certified to lift patients weighing up to 190 kg.

Standard	142	141	144	102	113	106	136	135	115	132
Memory Foam	172	171	174	198	183	196	186	194	195	192
Standard	143	140	134	103	123	101	137	121	130	
Memory Foam	173	170	184	182	193	197	187	199	180	

COLOUR RANGE

142	172	Anatolian Hazelnut
141	171	Papyrus Beige
144	174	Ruby Red
102	198	Atlantic Blue
113	183	Pacific Blue
106	196	Mediterranean Blue
136	186	Indian Blue
135	194	Venetian Red
115	195	Scottish Salmon
132	192	Blueberry Violet
143	173	Arabian Gold
140	170	Brazilian Brown
134	184	Japanese Wisteria
103	182	Nevada Yellow
123	193	Polynesian Green
101	197	Caribbean Green
137	187	Bright Silver
121	199	Anthracite Grey
130	180	Graphite Black



Anthos Classe A5 Continental

ENJOY THE DIFFERENCE



Flexible installation.

To minimise the amount of adaptation work - or eliminate it altogether - during dental unit installation, there are two points for connection to the floor-mounted outlets: under the leg rest or under the front of the unit body. This provides greater flexibility when replacing an old patient chair.





Anthos
Classe A5
International

ENJOY THE DIFFERENCE





Anthos
Classe A5
Chair with Cuspidor

ENJOY THE DIFFERENCE





ENJOY THE DIFFERENCE

Anthos **Classe A5** Cart



Classe A5 Cart.

Available on its own or combined with the patient chair, Classe A5 Cart is ideal for surgeries requiring a solution that is both ergonomic and highly flexible. The hallmarks of this version are the smooth handling, extensive freedom of movement and height adjustment of the dentist's module and the staggered instrument positioning.

Anthos **Classe A5** Single cart

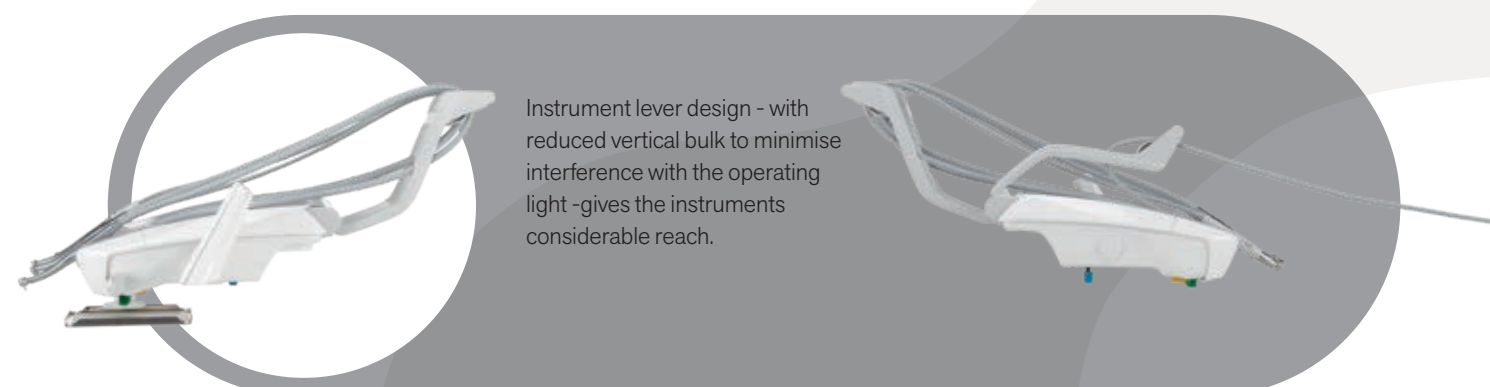


DENTIST'S MODULE

Innate flexibility

Continental.

Compact and light, the Continental version dentist's module - supported by the new arm system and featuring an optional pneumatic brake - allows positioning in every quadrant of the work area to maximise operating flexibility. Tray holder module available in two sizes: standard and compact.



Instrument lever design - with reduced vertical bulk to minimise interference with the operating light - gives the instruments considerable reach.



International.

The International version has been designed with ergonomics very much in mind. Featuring modern design, the dentist's module benefits from an ergonomic instrument layout, ensuring handpieces can be picked up with ease from any work area. Practicality also stems from the large control panel with colour LCD screen; this gives access to settings for all instruments, the patient chair and integrated accessory devices. To complete the set-up, dentists can choose from a wide range of options, such as a sixth instrument or X-ray sensor, transthoracic tray and large backlit X-ray viewer.



ASSISTANT'S MODULES

Personalised configurations

The innate flexibility of Classe A5 also ensures maximum configurability on the assistant's side. Both the number of available holders and the module arm type can be configured to suit the dental team's needs. The as-

standard 3-holder module (with the option of a height-adjustable double-articulated arm) comes ready for 2 cannulae and a handpiece. The available choices are syringe, camera, curing light or a dynamic instrument.



Assistant's module with 5 instruments.

The optional module has 5 instruments. It can assume any position needed to maximise working ergonomics.

The 2 cannulae can be combined with a selection of up to 3 handpieces, including camera, syringe, T-LED curing light or a dynamic instrument.

A positionable stainless steel tray holder completes the accessory range.



ORTHO module.

Available with 4 or 5 holders, the module for the chair with cuspidor version lets the holders contain, in addition to the 2 suction cannulae, up to 2 dynamic instruments (users can choose scaler, electric induction micromotor or turbine).

A convenient glass-protected display, which makes sanitation easy, completes the module, ensuring dentists can control the key settings on every single instrument.



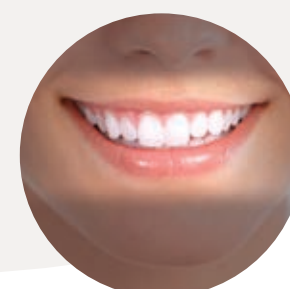
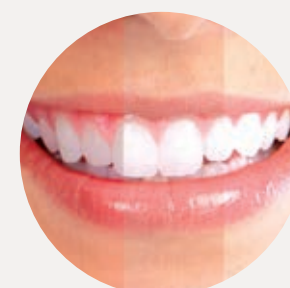
LIGHTS

Lighting

A wide selection of LED operating lights is available on Classe A5. As standard, the dental unit is equipped with Venus Plus SCT, also available in a Composite version, as well as the two optional lights from the MCT line.

Venus Plus SCT.

This LED operating light is equipped with four light sources; its high Colour Rendering Index (>90) delivers realistic, natural colour perception. Brightness can be adjusted from 3,000 to 50,000 Lux and, thanks to the large spot-lit area, optimises illumination of the oral cavity without generating annoying shadows. Removable handles for sterilisation; also equipped with an infrared sensor for switching on/off/adjusting intensity.

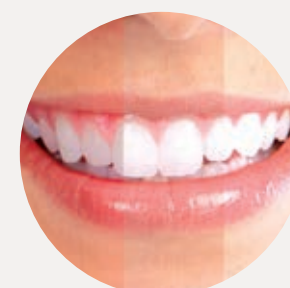
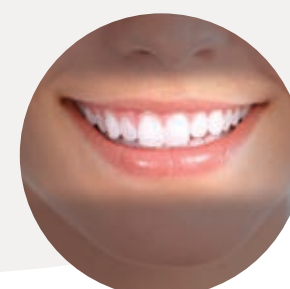
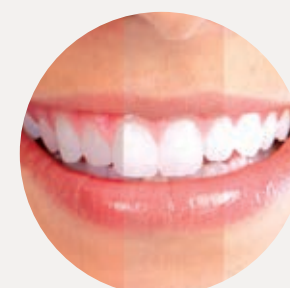
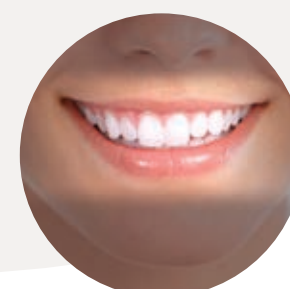
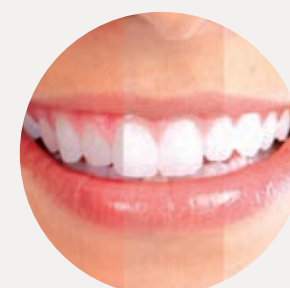

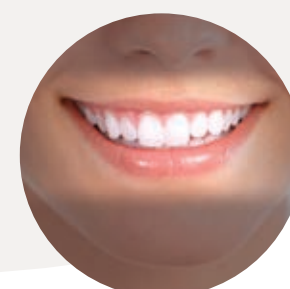
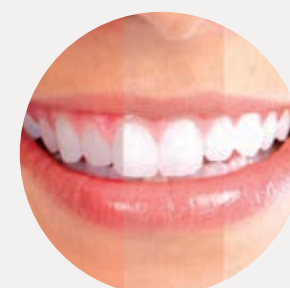

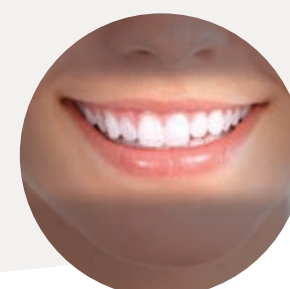
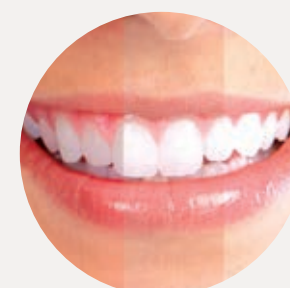
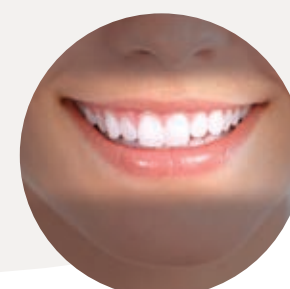
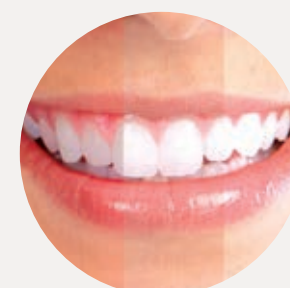
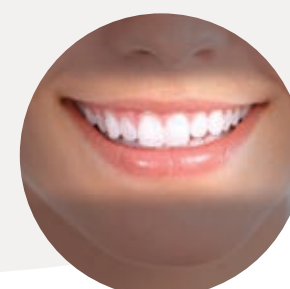

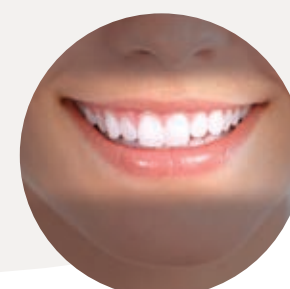
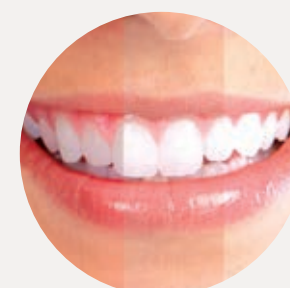

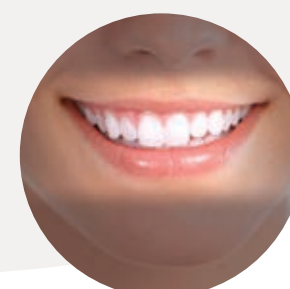
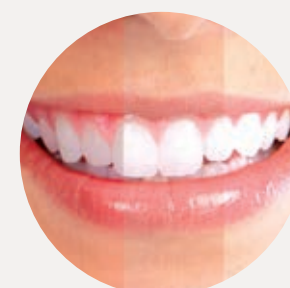
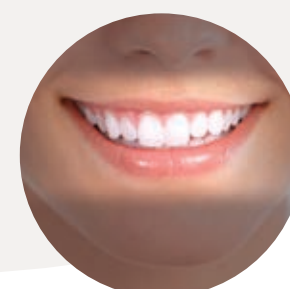
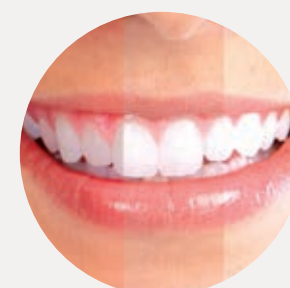
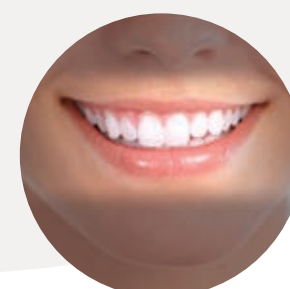
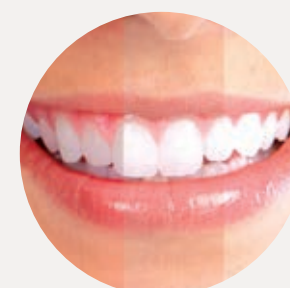

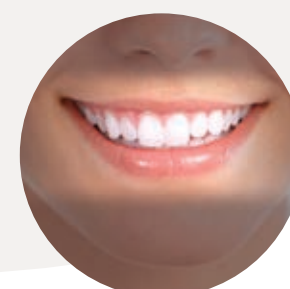
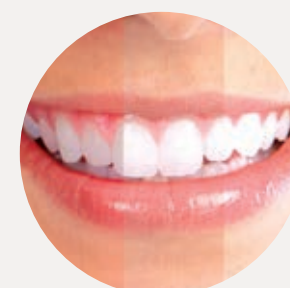
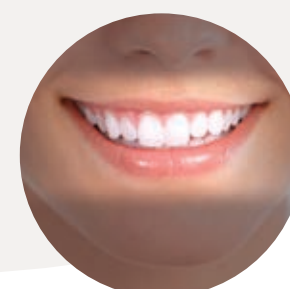
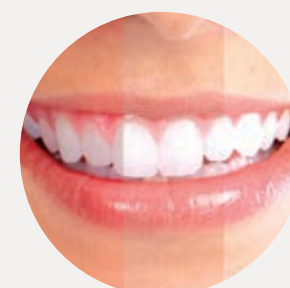
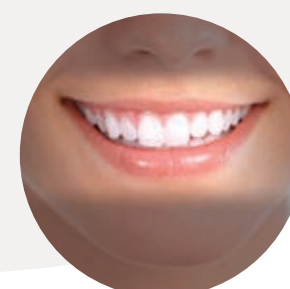
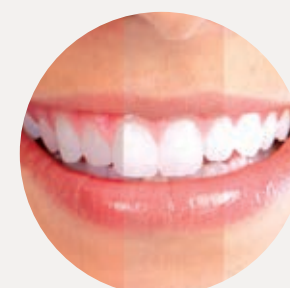
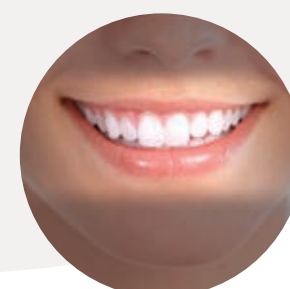
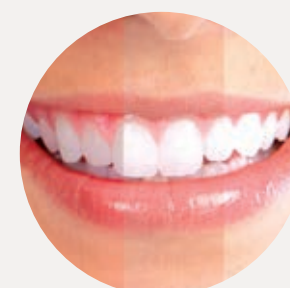

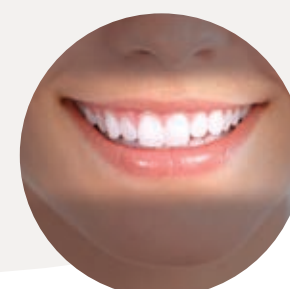
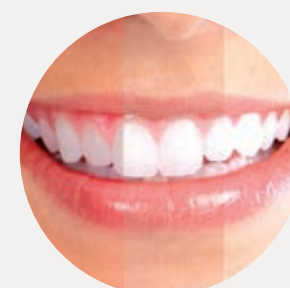

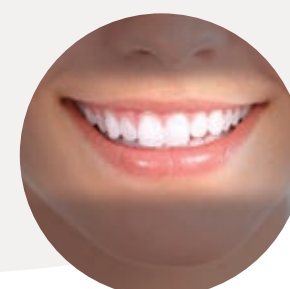
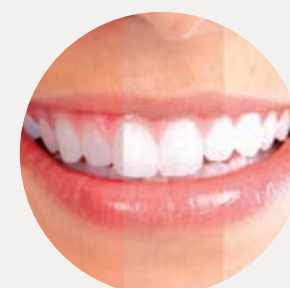

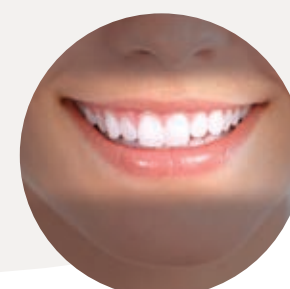
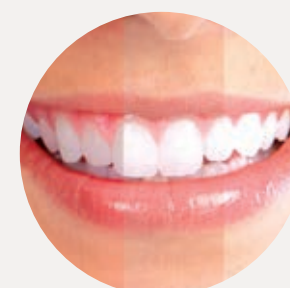
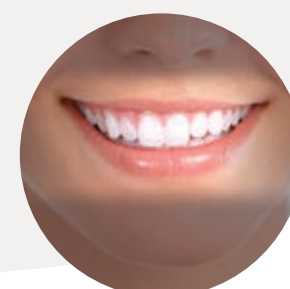
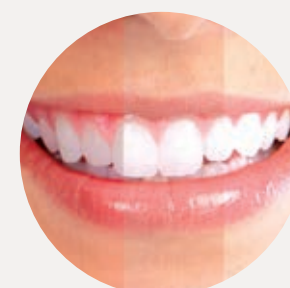
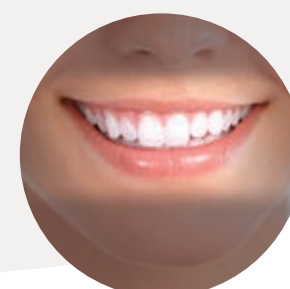
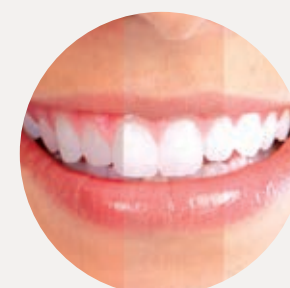

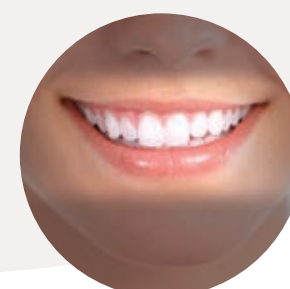
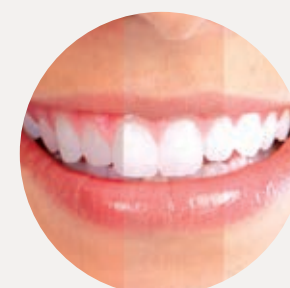
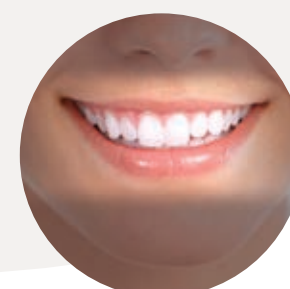
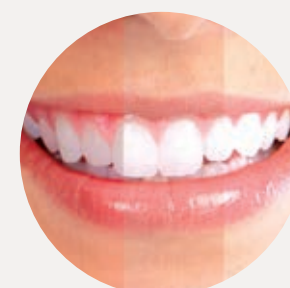
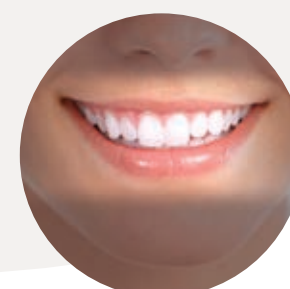
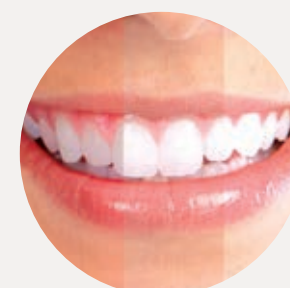

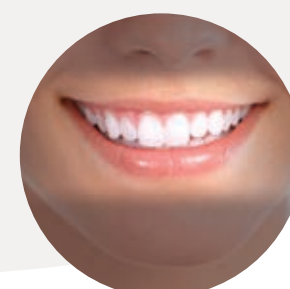
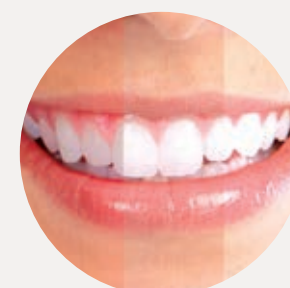
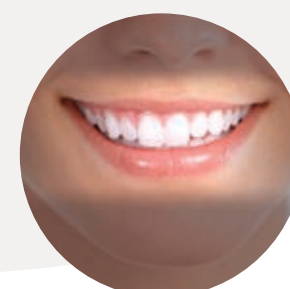
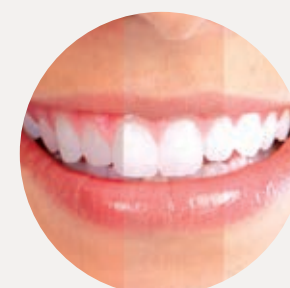

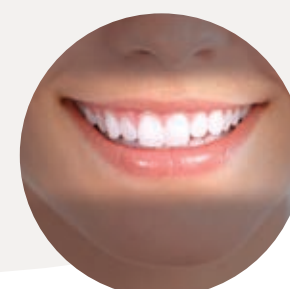
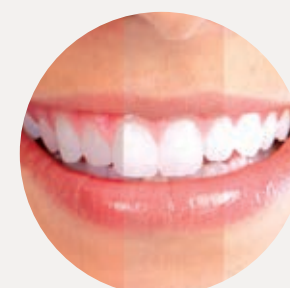

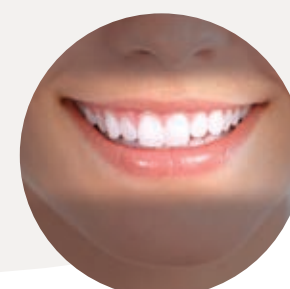
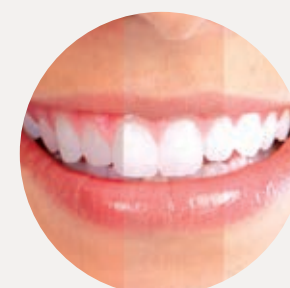
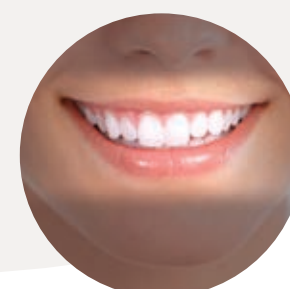
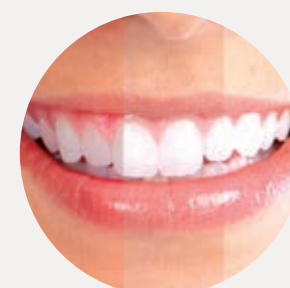

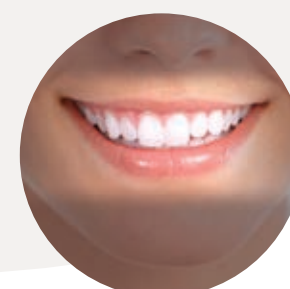
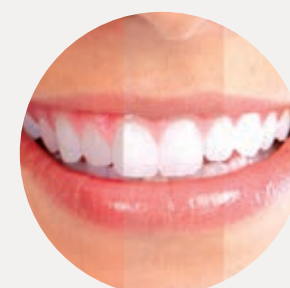
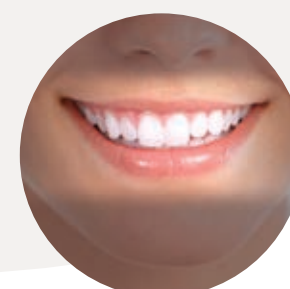
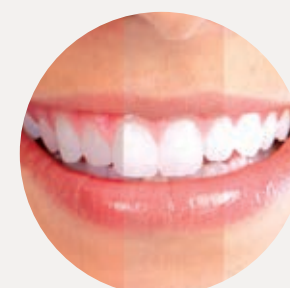

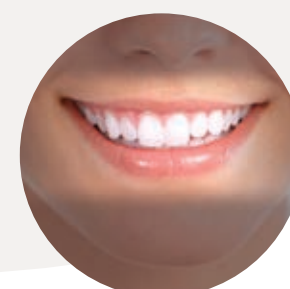
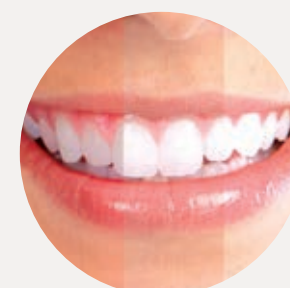
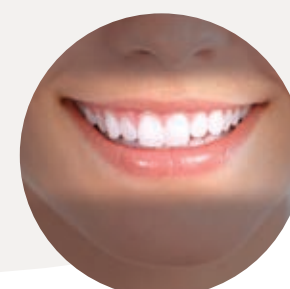
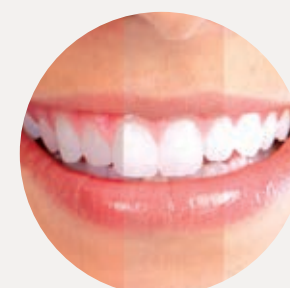

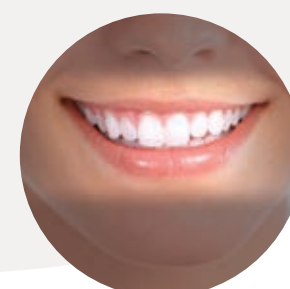
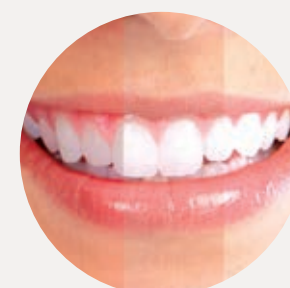
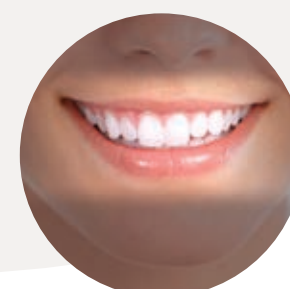
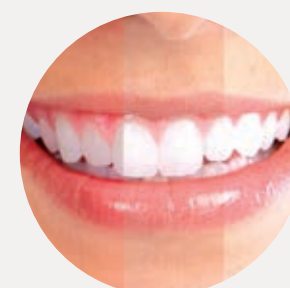
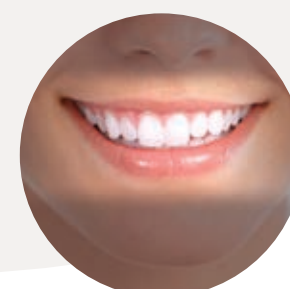
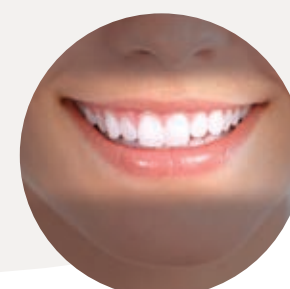
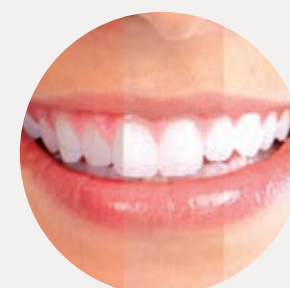
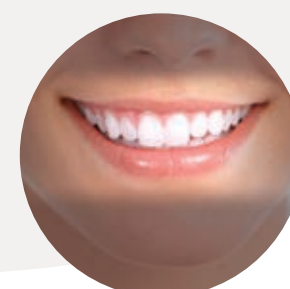
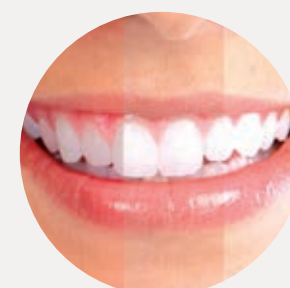
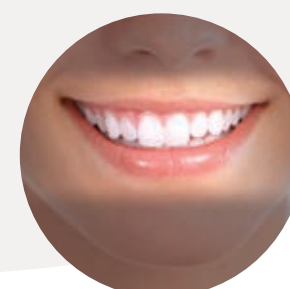
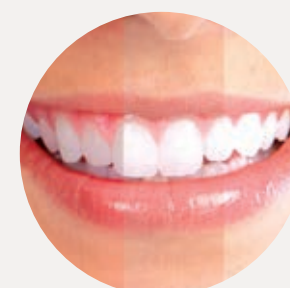
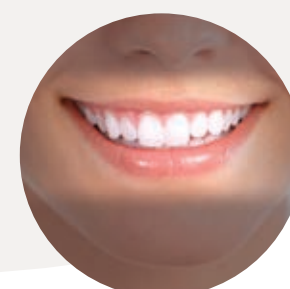
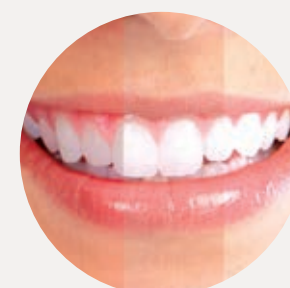
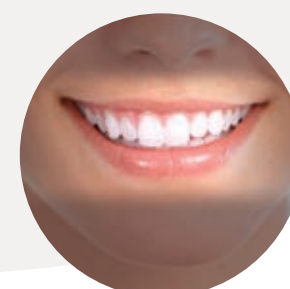

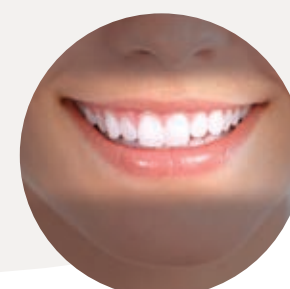
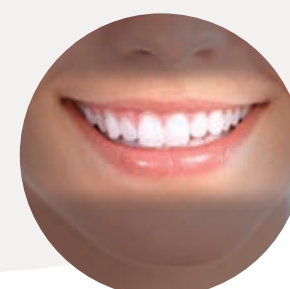
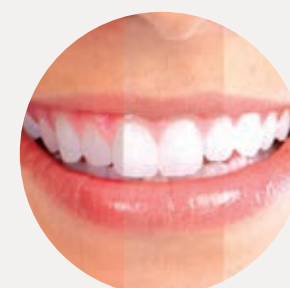
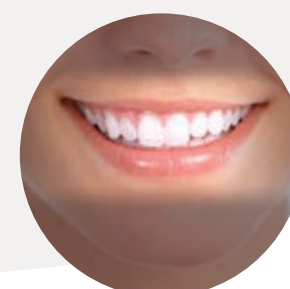
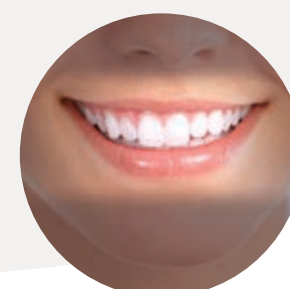
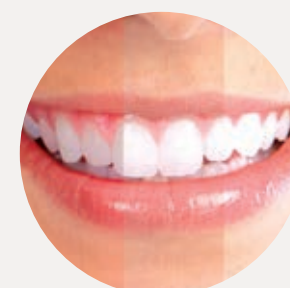

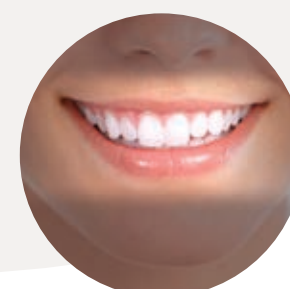
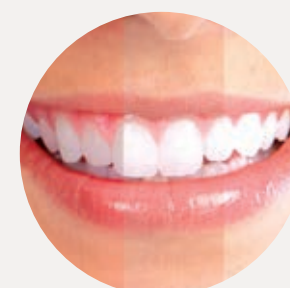

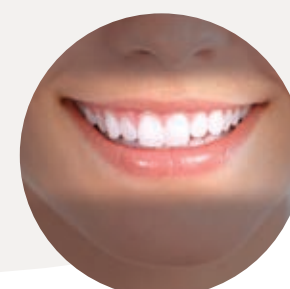
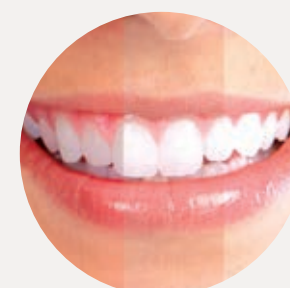
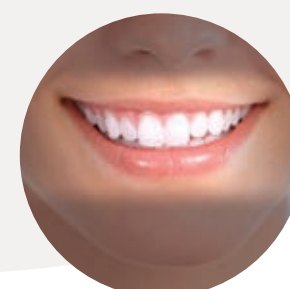
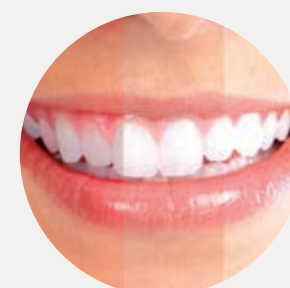

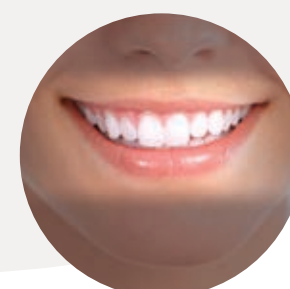
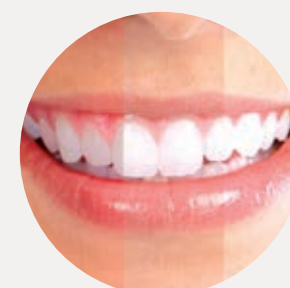

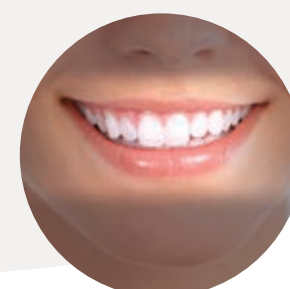
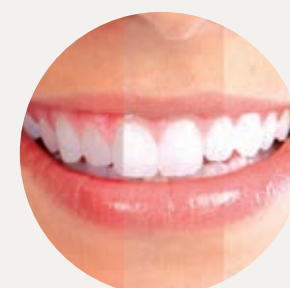

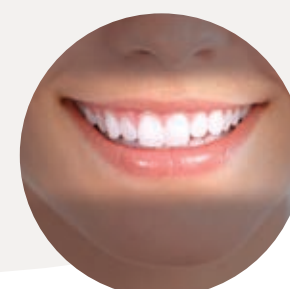


Venus Plus SCT Composite.

LED lamp equipped with 4 light sources, placed outside the reflector body, with intensity adjustable from 3,000 to 50,000 Lux. This creates a large spot-lit area, minimising shadows.

A further 2 central light sources generate a beam with different wavelengths: this prevents pre-polymerisation of composites while ensuring excellent illumination of the oral cavity.

In addition to a high Colour Rendering Index (>90), a large spot-lit area and removable, sterilisable handles, it also features an infrared sensor for switching on/off/adjusting intensity.



HYGIENE

Safety in the surgery

A broad selection of integrated hygiene systems ensures workplace safety. Safety for patients, personnel and the dentist. In addition to automatic devices that prevent contamination of internal ducting, the design features

effectively minimise the risk of cross-contamination. The colour LCD control panel gives the user full control over sanitisation cycle progress.



W.H.E. Certified DVGW continuous disinfection system that prevents backflow contamination of the dental unit water supply and acts against all water-borne contaminants. The use of Peroxy Ag⁺ is recommended.



BIOSTER and FLUSHING. The automatic BIOSTER system performs intensive disinfection of instrument spray internal circuits with an antiseptic liquid (Peroxy Ag⁺). FLUSHING eliminates any stagnant liquid from the ducts with a quick rinsing action.



A.C.V.S. Automatic system for the flushing and disinfection of the suction system. Allows sanitisation to be performed between one patient and the next.



S.H.S. Device that feeds water to the sprays as an independent alternative to mains water. Works via a reservoir filled with distilled water. Extremely useful where mains water is hard.



O.D.R. As-standard mechanism that automatically emits an air jet to clean any residual liquids or solids from the handpiece after use.




Double filters. These easily removable filters make emptying and cleaning tasks simple.



Handle. The Continental dentist's module handle can be removed and autoclaved.



Covers. Practical disposable covers that protect the glass surfaces of the control panel.



Upholstery. Easy-to-sanitise, durable seamless padding.



Removable support. On the Continental module, the instrument support can be removed and disinfected.



Cannulae guides. Easy-to-remove elements ensure perfect cleanliness in what is a potentially critical area.



Quick couplings. Release system for cleaning and/or replacement.

Real-time diagnosis

DIAGNOSIS

Speeding up diagnostics optimises workflows and lays the foundation for effective communication with the patient. An integrated multimedia system - which includes LED monitor, camera and X-ray devices on board the dental unit - ensures dentists can proceed rapidly with diagnosis and illustrate the treatment plan. Cutting-edge instruments, device/image control software and a simple wireless handheld device for taking digital X-rays form a high-end integrated system that is available as an optional.

MULTIMEDIA

C-U2 HD camera.

High-resolution images aid dentist-patient communication. Easy to use (no manual adjustments required), its slim design means distal zones can be reached with ease.

22" LED Monitor.

The integrated 22" monitor can be cable-connected to a PC. A multitouch version, where the screen can be positioned via 2 different types of support, is also available.

Display.

The monitor can display individual images or a mosaic of up to 4 images for quick comparisons.

RADIOLOGY

RXDC - HyperSphere technology.

Intra-oral X-ray system integrated with the dental unit via a handheld wireless device. Outstanding images thanks to the parallelism that stems from 30 cm collimation and a focal spot of 0.4 mm. Rotating around the spherical coupling, the tube head can reach any position.

Zen-X.

X-ray sensor integrated in the dentist's module, ready to use, with USB cable. Able to capture HD images with low X-ray doses, the sensor comes in two different sizes. The sensor can be sanitised and is IP67-certified against water and dust infiltration.

22" LED Monitor.

Full HD 16:9 1920 x 1080 pixel flat screen monitor with IPS panel to aid viewing from any angle. LED light sources ensure optimal brightness and contrast.

ACCESSORIES

REMOTE ASSISTANCE

The value of choice

A broad range of accessories lets dentists personalise the operating unit according to their specific needs.



Seats.

A range packed with ergonomic solutions. **S9** is the latest-generation saddle-shaped active seat with tilt mechanism. Evens out weight distribution and corrects posture to minimise strain on

the spine.

S7 for the dentist, height-adjustable and with the option of adapting the backrest angle.

S8 for the assistant, with a circular seat to aid the frequent position adjustments

required during treatment. Each model contributes to maintaining energy levels and a feeling of well-being throughout the day.

Foot control.

Three different ergonomic designs are available, each of which has a wireless version. These allow activation of Chip Air/Water, micromotor rotation inversion, patient chair movement and recall of saved positions.



Headrest.

In addition to an adjustable 2-axis version with mechanical lock, the Comfort model features a pneumatic lock system and 3-axis movement for freer, more precise positioning.



Stop Vacuum.

Device integrated in the patient chair base: when pressed it stops suction without the user having to replace the cannulae in the holders.



Cuspidor bowl unit.

Fully removable for fast, effective sanitisation, the cuspidor bowl unit consists of parts that are easy to clean and disinfect (ceramic as standard or, as an optional, glass).

Anthos Connect

All products in the Anthos dental unit range are equipped with an integrated device that allows internet connection. This means the practice can rely on a real-time remote diagnosis and technical support service. Moreover, Di.V.A.* (Digital Virtual Assistant) lets dentists track their use of the dental unit, of the instrumentation and of the completed disinfection

cycles, all on a simple dashboard. Just open any browser to access the digital virtual assistance services website. Constantly updated, these services are available on the cloud, are specific to the purchased model and do not require any software downloads.

*Digital Virtual Assistant



General use.

It's possible to monitor usage of a single dental unit or the complete installed machine pool. This means a dental practice owner or a dental practice chain can track how their dental units are being used, as quantified by the optional sensor that detects patient presence or operating light activation.

Tutorials and user manuals.

Thanks to Di.V.A., users can access tutorials specific to the purchased model (e.g. a video showing how to disassemble the cuspidor bowl or fill the tanks used for disinfection). Users also have direct access to the constantly-updated online use and maintenance manual.



Disinfection cycles.

The Di.V.A. tracks frequency of hygiene system use. It logs each system start to build up a record of performed disinfection cycles. Useful for in-practice inspections, it also estimates consumption and monitors effective reactivation of equipment.

Using the instruments.

The dashboard lets users monitor how the integrated instrumentation is actually used, info on individual instrument work modes (Conservative, Endo) included. This helps estimate maintenance requirements or assess the need for upgrades on some machines.

